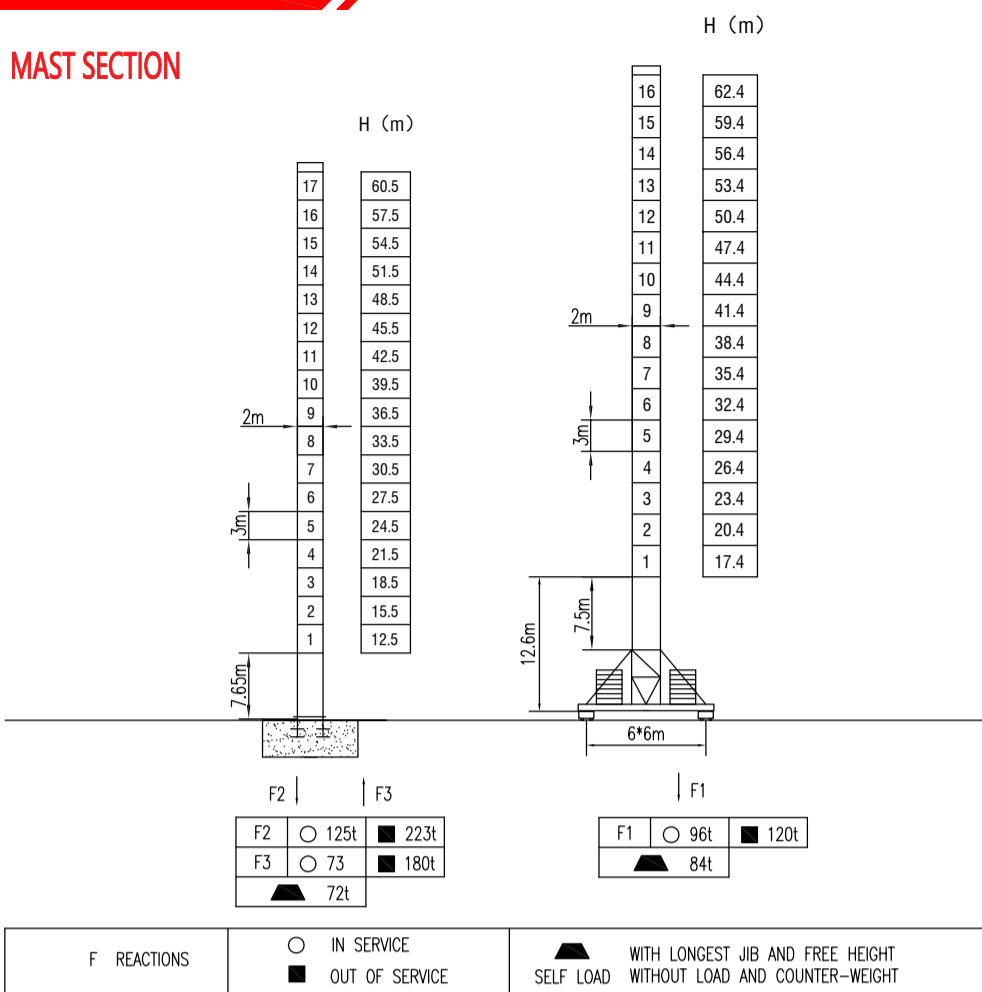
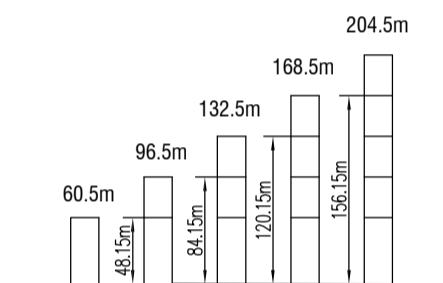


**MILISCORP**

MAST SECTION



ANCHORAGES



LOAD DIAGRAMS

Radius	3.0	R(Cmax)/m/t	15	20	25	30	35	40	45	50	55	60	65	70	m
70m	⬆	13.9 / 10.0	10.0	7.5	6.1	5.0	3.8	3.1	2.5	2.2	2.1	1.7	1.4	1.3	t
	⬇	25.9 / 5.0			5.0	4.1	3.4	2.8	2.5	2.4	2.0	1.7	1.5	t	
65m	⬆	15.7 / 10.0	10.0	8.2	6.4	5.0	4.0	3.3	2.7	2.4	2.2	1.8	1.5	t	
	⬇	31.0 / 5.0			5.0	4.3	3.6	3.0	2.7	2.5	2.1	1.8	t		
60m	⬆	17.7 / 10.0	10.0	8.6	6.8	5.3	4.3	3.7	3.2	2.8	2.5	2.2	t		
	⬇	33.8 / 5.0			5.0	4.6	4.0	3.5	3.1	2.8	2.5	t			
55m	⬆	19.0 / 10.0	10.0	8.6	6.8	5.6	4.8	4.2	3.6	3.2	2.9	t			
	⬇	35.1 / 5.0			5.0	4.5	3.9	3.5	3.2	t					
50m	⬆	20.8 / 10.0	10.0	9.5	7.5	6.2	5.3	4.6	4.0	3.5	t				
	⬇	40.7 / 5.0			5.0	4.9	4.3	3.8	t						
45m	⬆	21.7 / 10.0	10.0	9.9	7.9	6.5	5.5	4.7	4.15	t					
	⬇	42.1 / 5.0			5.0	4.45	t								

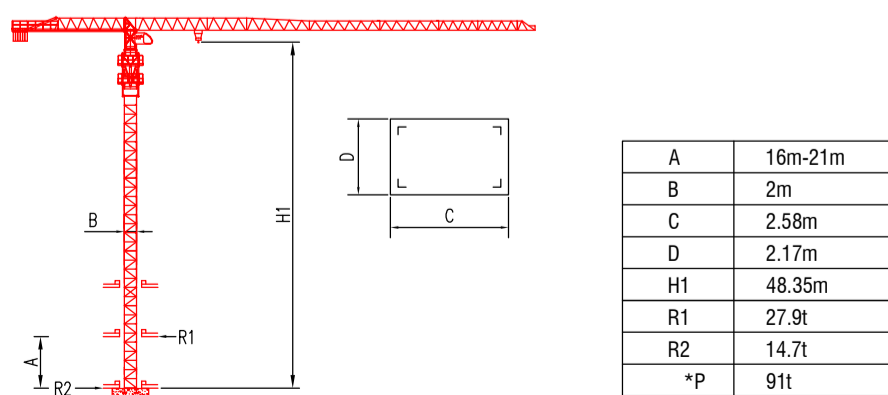
COUNTER-JIB BALLAST

Diagram	Weight
	14.04t
	12.85t
	11.66t
	10.76t
	9.82t
	7.9t

TECHNICAL PARAMETER

MECHANISMS		⬆	⬇	⦿	⦿	⦿	⦿	m	kw	
Hoisting	⬆	45LVF25	m/min	0-45	0-90	0-22	0-45	>550	45	
		t	5	2.5	10	5				
	⬇	55RCS25	m/min	40	80	20	40	>500	41	
		t	5	2.5	10	5				
Trolleying	⬆	4TVF	0-55m/min						4	
	⬇	4T3V4	7.5/28/57 m/min						95Nm	
Slewing	⦿	5.5SVF	0-0.8 r/min						5.5x2	
	⦿	RCV145	0-0.8 r/min						145NMx2	
Travelling	⬆	4TRVF	0-12 m/min						4*4	
Power supply		380v.50Hz / 440v.60Hz								
Necessary electric power		90KVA / 70 KVA								

INNER CLIMBING



\* No coefficient in service

\* The technical information can not be published without approval. The specifications are not subject to legal constraints due to continually products improved, the performance data will be modified without notice.