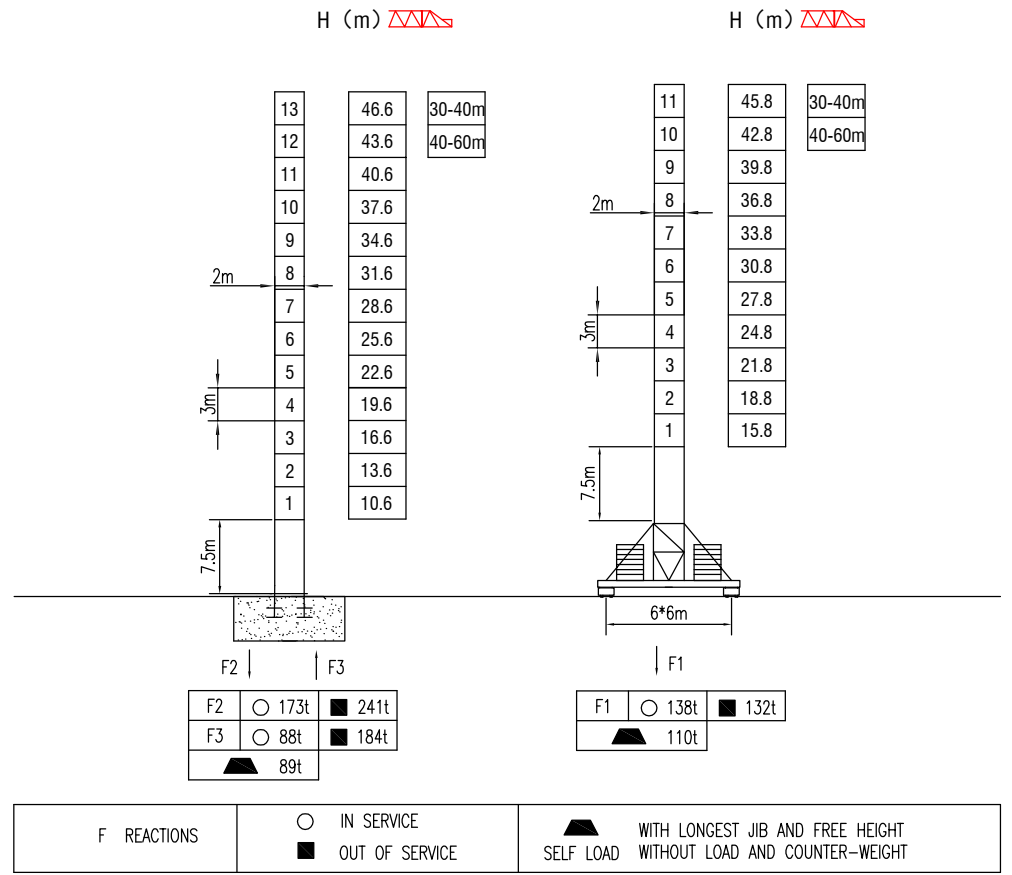
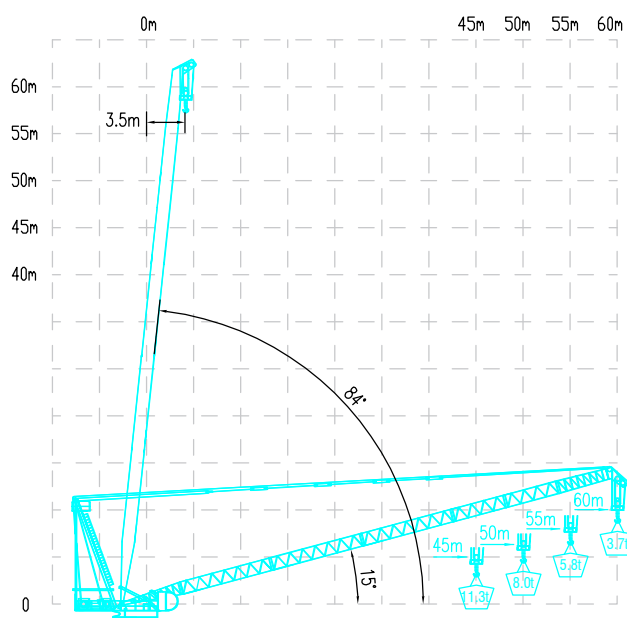


**MILISCORP**

MAST SECTION



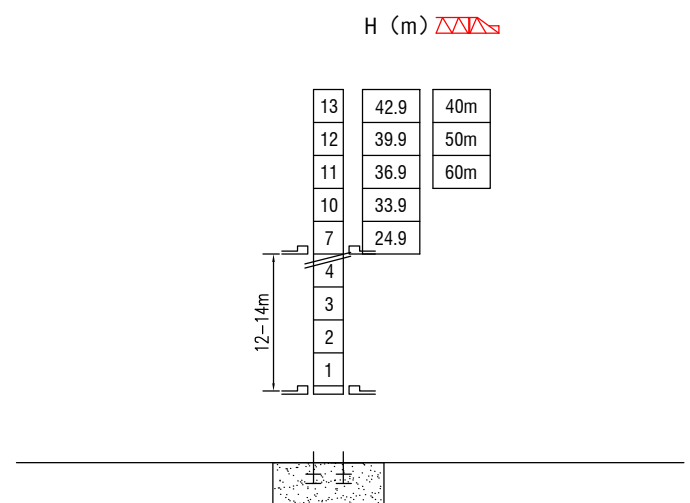
LOAD DIAGRAMS



TECHNICAL PARAMETER

MECHANISMS											
Hoisting	75LFT40	m/min	55	110	121	28	55	110	560	75	
		t	8	4	2	16	8	4			
	70RCS40	m/min	0-30		0-60	0-15		0-30	550	51.5	
		t	8		4	16		8			
Luffing	75DFT40	min	2.5						75		
Slewing	9SVF	r/min	0-0.8						9*2		
	145RCV12	r/min	0-0.8						145Nm*2		
Travelling	5.5TVF	m/min	0-25						5.5*4		
Power supply		380v.50Hz / 440v.60Hz									
Necessary electric power		170KVA									

INNER CLIMBING



\* The technical information can not be published without approval. The specifications are not subject to legal constraints due to continually products improved, the performance data will be modified without notice.