SI Series ISO6431 Standard Cylinder

Ordering Code

SI — **50** × **50** — **25** — **S** — □

Serise Code
DSN: Double Action type
DSA: Single Extrusion Type
DTA:Single Drwing-in Type
DSND: Double-shaft Double Action Type
DSNCD: Double-shaft Action Damping Type
DSNJ:Double-shaft And Adjustable Stroke Type
DSNC:With Cushion Type

Cylinder Bore
32mm-200mm

Stroke

Adjust Storke
25:25mm
50:50mm
75:75mm

Magnet Code
Blank:Without Magnet
S:With Magnet

Fixed Type
Blank:Normal type
LB:Front and back fixed type
FA:Front cover fixed type(Front Flange Type)
FB:Back cover fixed type(Back Flange Type)
CA:Back cover fixed type (Single Earring)
CB:Back cover fixed type(Double Earring)
TC:Central trunnion type
TC-M:Central trunnion type attaching foot seat

Internal structure

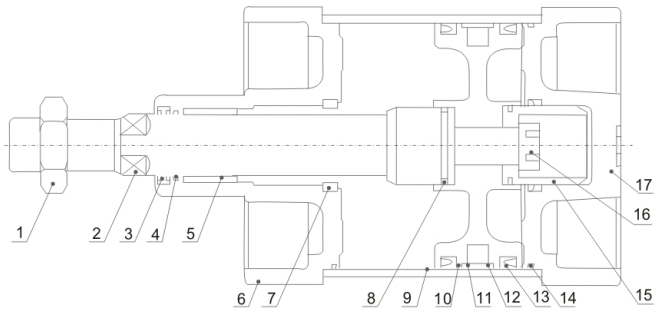

NO	Designation	NO	Designation
1	Piston Rod Nut	10	Piston
2	Piston rod	11	Wearing
3	Front cover seal ring	12	Magnet(Optional)
4	O-Ring	13	Pistion O-Ring
5	Bearing	14	Pipe wall O-Ring
6	Front cover	15	Damping
7	Buffering O-Ring	16	Hex socket screw
8	Piston rod O-Ring	17	Back cover
9	Barrel		

Specifcation

Bore(mm)	32	40	50	63	80	100	125	160	200
Motion Pattern	Double Action								
Working Medium	Air								
Fixed Type	Normal type FA type FB type CA type CB type LB type TC type								
Working Pressure Range	0.1~0.9MPa(14.5~130Psi)								
Ensured Pressure Resistance	1.35MPa(195Psi)								
Operating Temperature Range	-5~70℃(230~158°F)								
Operating Speed Range	50~800mm/s								
Buffer Type	Adjustable Buffer								
Buffer Stroke	24						32		
Port Size	NPT1/8"	NPT1/4"		NPT3/8"		NPT1/2"		NPT3/4"	

Dimension Sheet

Unit:Newton(N)

Cylinder Inside Diameter	External Diameter of Piston Rod	Motion Pattern		Compression Area(cm’)	Air Pressure(PSI)								
					14.5	29.0	43.5	58.0	72.5	87.0	101.5	116.0	130.5
32	12	Double Acting	Press Side	114.35	114.35	228.70	343.05	457.40	571.75	686.98	800.45	914.80	1029.15
			Pull Side	98.14	98.14	196.28	294.42	392.56	490.70	588.84	686.98	785.12	883.26
40	16	Double Acting	Press Side	178.64	178.64	357.28	535.92	714.56	893.20	1071.84	1250.48	1429.12	1607.76
			Pull Side	150.05	150.05	300.140	450.15	600.20	750.25	900.30	050.35	1200.40	1350.45
50	20	Double Acting	Press Side	279.20	279.20	558.40	837.60	1116.80	1396.00	1675.20	1954.40	2233.60	2512.80
			Pull Side	234.54	234.54	469.08	703.62	938.16	1172.70	1407.24	1641.78	1876.32	2110.86
63	20	Double Acting	Press Side	443.34	443.34	886.68	1330.02	1773.36	2216.70	2660.04	3103.38	3546.72	3990.06
			Pull Side	398.68	398.68	797.36	1196.04	1594.72	1993.40	2392.08	2790.76	3189.44	3588.12
80	25	Double Acting	Press Side	714.86	714.86	1429.72	2144.58	2859.44	3574.30	4289.16	5004.02	5718.88	6433.74
			Pull Side	645.17	645.17	1290.34	1935.51	2580.68	3225.85	3871.02	4516.19	5161.36	5806353
1400	25	Double Acting	Press Side	1116.95	1116.95	2233.90	3350.85	4467.80	5584.75	6701.70	7818.65	8935.60	10052.55
			Pull Side	116.54	116.54	233.08	349.62	466.16	582.70	699.24	815.78	932.32	1048.86
125	32	Double Acting	Press Side	1745.48	1745.48	3490.96	5236.44	6981.92	8727.40	10472.88	12218.36	13963.84	15709.32
			Pull Side	1631.13	1631.13	3262.26	4893.39	6524.52	8155.65	9786.78	11417.91	13049.04	14680.14
160	40	Double Acting	Press Side	2859.74	2859.74	5719.48	8579.22	11438.96	14298.70	17158.44	20018.18	22877.92	25737.66
			Pull Side	2680.95	2680.95	5361.90	8042.85	10723.80	13404.75	16085.70	18766.65	21447.60	24128.55
200	40	Double Acting	Press Side	4468.40	4468.40	8936.80	13405.20	17873.60	22342.00	26810.40	31278.80	35747.20	40215.60
			Pull Side	4289.33	4289.33	8578.66	12867.99	17157.32	21446.65	25735.98	30025.31	34314.64	38603.97

SFSI Series ISO6431 Standard Cylinder

Overall Dimension

Φ32~Φ200

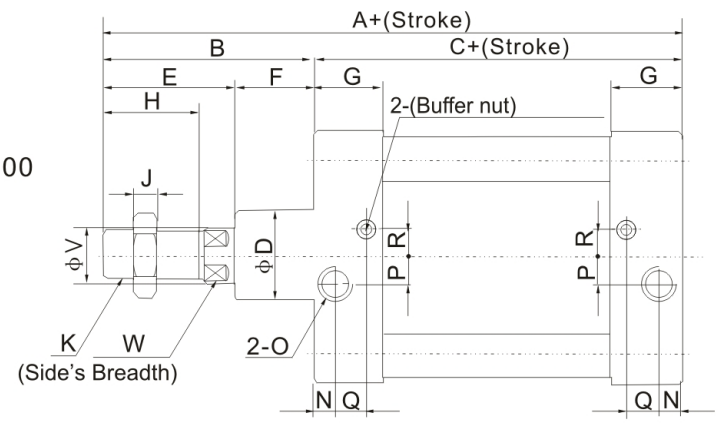

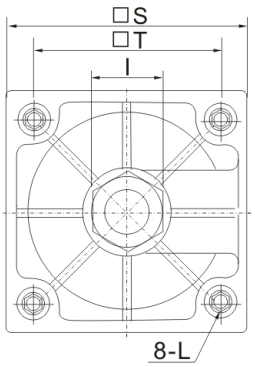

Dimension Sheet

Bore/Symbol	A	B	C	D	E	F	G	H	I	J	K	L
32	142 (5.590)	48 (1.889)	94 (3.700)	30 (1.181)	32 (1.259)	16 (0.629)	28 (1.102)	22 (0.866)	17 (0.669)	6 (0.236)	M10×1.25	M6
40	159 (6.258)	54 (2.125)	105 (4.133)	35 (1.377)	36 (1.417)	18 (0.708)	29 (1.141)	24 (0.944)	19 (0.748)	7 (0.275)	M12×1.25	M6
50	175 (6.889)	69 (2.716)	105 (4.173)	40 (1.574)	44 (1.732)	25 (0.984)	31 (1.220)	32 (1.259)	24 (0.944)	8 (0.314)	M16×1.5	M8
63	190 (7.480)	69 (2.716)	120 (4.763)	40 (1.771)	44 (1.732)	25 (1.181)	32 (1.259)	32 (1.259)	24 (0.944)	8 (0.314)	M16×1.5	M8
80	214 (8.425)	86 (3.385)	128 (5.039)	40 (1.771)	56 (2.204)	30 (1.181)	35 (1.377)	40 (1.574)	30 (1.81)	10 (0.393)	M20×1.5	M10
100	229 (9.015)	91 (3.582)	138 (5.433)	45 (2.165)	59 (2.322)	32 (1.259)	36 (1.417)	40 (1.574)	30 (1.81)	10 (0.393)	M20×1.5	M10
125	279 (10.984)	119 (4.685)	160 (6.299)	60 (2.362)	74 (2.913)	45 (1.771)	46 (1.811)	54 (2.125)	41 (1.614)	13.5 (0.531)	M27×2	M12
160	332 (13.070)	152 (5.984)	180 (7.086)	65 (2.559)	94 (3.700)	58 (2.283)	50 (1.968)	72 (2.832)	55 (2.165)	18 (0.708)	M36×2	M16
200	337 (13.661)	167 (6.574)	180 (7.086)	75 (2.952)	107 (4.212)	60 (2.362)	50 (1.968)	72 (2.832)	55 (2.165)	18 (0.708)	M36×2	M16

Bore/Symbol	N	O	P	Q	R	S	T	V	W
32	13.5 (0.531)	1/8	4 (0.157)	7.5 (0.334)	7 (0.275)	47 (1.850)	32.5 (1.279)	12 (0.472)	10 (0.393)
40	16 (0.629)	1/4	6 (0.236)	9.5 (0.374)	9 (0.354)	53 (2.086)	38 (1.496)	16 (0.629)	13 (0.118)
50	18.5 (0.748)	1/4	8.5	6.7 (0.260)	9 (0.354)	65 (2.559)	46.5 (1.830)	20 (0.787)	17 (0.669)
63	19 (0.708)	3/8	6 (0.236)	7.7 (0.303)	9 (0.354)	75 (2.952)	56.5 (2.22)	20 (0.787)	17 (0.669)
80	19 (0.708)	3/8	10 (0.236)	5 (0.196)	13.5	95 (3.740)	72 (2.834)	25 (0.984)	22 (0.866)
100	18 (0.708)	1/2	12.5 (0.393)	10 (0.393)	14.5	115 (5.527)	89 (3.503)	25 (0.984)	22 (0.866)
125	23 (0.905)	1/2	14 (0.551)	12 (0.472)	14 (0.551)	140 (5.511)	110 (4.330)	32 (1.259)	27 (1.062)
160	25 (0.984)	3/4	15 (0.590)	12 (0.472)	20 (0.787)	180 (7.086)	140 (5.511)	40 (1.574)	36 (1.417)
200	25 (0.984)	3/4	15 (0.590)	12 (0.472)	20 (0.787)	220 (8.661)	175 (6.889)	40 (1.574)	36 (1.417)