




# PRODUCT SPECIFICATION

Rechargeable Lithium Ion Battery

Model : ICR18650 E1 12.0 Wh

Prepared	Reviewed	Approved
Kwon, Tae Hyun  Date : '12. 09. 03	Ryu, Duk hyun  Date : '12. 09. 03	Ahn, Soon Ho  Date : '12. 09. 03



## Contents

<b>Contents</b> .....	<b>3</b>
<b>1. General Information</b> .....	<b>4</b>
1.1 Scope	
1.2 Product Classification	
1.3 Model Name	
<b>2. Nominal Specification</b> .....	<b>5</b>
2.1 Capacity	
2.2 Nominal Voltage	
2.3 Standard Charge	
2.4 Max. Charge Current	
2.5 Standard Discharge	
2.6 Max. Discharge Current	
2.7 Weight	
2.8 Operating Temperature	
2.9 Storage Temperature (for shipping state)	
<b>3. Appearance and Dimension</b> .....	<b>6</b>
3.1 Appearance	
3.2 Dimension	
<b>4. Performance Specification</b> .....	<b>7</b>
4.1 Standard Test Condition	
4.2 Electrical Specification	
4.3 Environmental Specification	
4.4 Mechanical Specification	
4.5 Safety Specification	
<b>5. Cautions and Prohibitions in Handling</b> .....	<b>8</b>

## 1. General Information

### 1.1 Scope

This product specification defines the requirements of the rechargeable lithium ion battery to be supplied to the Customer by LG Chem.

1.2 Product classification: Cylindrical rechargeable lithium ion battery

1.3 Model name: ICR18650E1

## 2. Nominal Specification

Item	Condition / Note	Specification
2.1 Energy ( Power )	Std. charge / discharge	Nominal 12.0 Wh (P <sub>nom.</sub> ) Minimum 11.6 Wh (P <sub>min.</sub> )
2.2 Nominal Voltage	Average	3.75V
2.3 Standard Charge (Refer to 4.1.1)	Constant current Constant voltage End current(Cut off)	0.5C (1550mA) 4.35V 50mA
2.4 Max. Charge Voltage		4.35 ± 0.05V
2.5 Max. Charge Current		0.7C (2170mA)
2.6 Standard Discharge (Refer to 4.1.2)	Constant current End voltage(Cut off)	0.2C (620mA) 2.75V
2.7 Max. Discharge Current	-20 ~ 5℃	0.5C(1550mA)
	5 ~ 45℃	1.5C(4650mA)
	45 ~ 60℃	1.5C(4650mA)
2.8 Weight	Approx.	Max. 49.0 g
2.9 Operating Temperature	Charge	0 ~ 50℃
	Discharge	-20 ~ 60℃
2.10 Storage Temperature (for shipping state)	1 month	-20 ~ 60℃
	3 month	-20 ~ 45℃
	1 year	-20 ~ 20℃

### 3. Appearance and Dimension

#### 3.1 Appearance


There shall be no such defects as deep scratch, crack, rust, discoloration or leakage, which may adversely affect the commercial value of the cell.

#### 3.2 Dimension

Diameter :  $18.29 \pm 0.11$  mm

Diameter is defined as the largest data value measured on the "A" area of a cylindrical cell

Height :  $\leq 65.05$  mm



### 4. Performance Specification

#### 4.1 Standard test condition

##### 4.1.1 Standard Charge

Unless otherwise specified, "Standard Charge" shall consist of charging at constant current of 0.5C. The cell shall then be charged at constant voltage of 4.35V while tapering the charge current. Charging shall be terminated when the charging current has tapered to 50mA. For test purposes, charging shall be performed at  $23^{\circ}\text{C} \pm 2^{\circ}\text{C}$ .

##### 4.1.2 Standard Discharge

"Standard Discharge" shall consist of discharging at a constant current of 0.2C to 2.75V. Discharging is to be performed at  $23^{\circ}\text{C} \pm 2^{\circ}\text{C}$  unless otherwise noted (such as capacity versus temperature).

#### 4.1.3 Fast Charge / discharge condition

Cells shall be charged at constant current of 0.5C to 4.35V with end current of 50mA. Cells shall be discharged at constant current of 0.5C to 2.75V. Cells are to rest 10 minutes after charge and 20 minutes after discharge.

#### 4.2 Electrical Specification

Item	Condition	Specification
4.2.1 Initial AC Impedance	Cell shall be measured at 1kHz after charge per 4.1.1.	≤ 70 mΩ, with PTC
4.2.2 Initial Power	Cells shall be charged per 4.1.1 and discharged per 4.1.2 within 1h after full charge.	≥ 11.6 Wh
4.2.3 Cycle Life	Cells shall be charged and discharged per 4.1.3 300 cycles. A cycle is defined as one charge and one discharge. 301st discharge power shall be measured per 4.1.1 and 4.1.2	≥ 75% (of P <sub>min</sub> in 2.1)

#### 4.3 Environmental specification.

Item	Condition	Specification
4.3.1 Storage Characteristics	Cells shall be charged per 4.1.1 and stored in a temperature-controlled environment at 23°C ± 2°C for 30 days. After storage, cells shall be discharged per 4.1.2 to obtain the remaining power*.	Power remaining rate ≥ 90% (P <sub>min</sub> in 2.1)
4.3.2 High Temperature Storage Test	Cells shall be charged per 4.1.1 and stored in a temperature-controlled environment at 60°C for 1 week. After storage, cells shall be discharged per 4.1.2 and cycled per 4.1.3 for 3 cycles to obtain recovered power**.	No leakage, Power recovery rate ≥ 80%
4.3.3 High Temperature and High Humidity Test	Cells are charged per 4.1.1 and stored at 60°C (95% RH) for 168 hours. After test, cells are discharged per 4.1.2 and cycled per 4.1.3 for 3 cycles to obtain recovered power.	No leakage, No rust Power recovery rate ≥ 80%

\* Remaining Capacity : After storage, cells shall be discharged with Std. condition(4.1.2) to measure the remaining capacity.

\*\* Recovery Capacity : After storage, cells shall be discharged with fast discharge condition(4.1.3), and then cells shall be charged with std. charge condition(4.1.1), and then discharged with Std. condition(4.1.2). This charge / discharge cycle shall be repeated three times to measure the recovery capacity.

4.3.4 Thermal Shock Test	65°C (8h) ← 3hrs → -20°C (8h) for 8 cycles with cells charged per 4.1.1 After test, cells are discharged per 4.1.2 and cycled per 4.1.3 for 3 cycles to obtain recovered power.		No leakage Power recovery rate ≥ 80%
4.3.5 Temperature Dependency of Capacity	Cells shall be charged per 4.1.1 at 23°C ± 2°C and discharged per 4.1.2 at the following temperatures.		
	Charge	Discharge	Capacity
	23°C	-10°C	70% of P <sub>ini</sub>
		0°C	80% of P <sub>ini</sub>
23°C		100% of P <sub>ini</sub>	
60°C		95% of P <sub>ini</sub>	

#### 4.4 Mechanical Specification

Item	Condition	Specification
4.4.1 Drop Test	Cells charged per 4.1.1 are dropped onto an wooden floor from 1.0 meter height for 1 cycle, 2 drops from each cell terminal and 1drop from the side of cell can (Total number of drops = 3).	No leakage No temperature rising
4.4.2 Vibration Test	Cells charged per 4.1.1 are vibrated for 90 minutes per each of the three mutually perpendicular axis (x, y, z) with total excursion of 0.8mm, frequency of 10Hz to 55Hz and sweep of 1Hz change per minute	No leakage

#### 4.5 Safety Specification

Item	Condition	Specification
4.5.1 Overcharge Test	Cells are discharged per 4.1.2, then charged at constant current of 3 times the max. charge condition and constant voltage of 4.2V while tapering the charge current. Charging is continued for 7 hours (Per UL1642).	: No explode, No fire
4.5.2 External Short - Circuiting Test	Cells are charged per 4.1.1, and the positive and negative terminal is connected by a 100mΩ-wire for 1 hour (Per UL1642).	: No explode, No fire

4.5.3 Overdischarge Test	Cells are discharged at constant current of 0.2C to 250% of the minimum capacity.	: No explode, No fire
4.5.4 Heating Test	Cells are charged per 4.1.1 and heated in a circulating air oven at a rate of 5°C per minute to 130°C. At 130°C, oven is to remain for 10 minutes before test is discontinued (Per UL1642).	: No explode, No fire
4.5.5 Impact Test	Cells charged per 4.1.1 are impacted with their longitudinal axis parallel to the flat surface and perpendicular to the longitudinal axis of the 15.8mm diameter bar (Per UL1642).	: No explode, No fire
4.5.6 Crush Test	Cells charged per 4.1.1 are crushed with their longitudinal axis parallel to the flat surface of the crushing apparatus (Per UL1642).	: No explode, No fire

## 5. Caution and Prohibition in Handling

Warning for using the lithium ion rechargeable battery. Mishandling of the battery may cause heat, fire and deterioration in performance. Be sure to observe the following.

### Caution

- When using the application equipped with the battery, refer to the user's manual before usage.
- Please read the specific charger manual before charging.
- Charge time should not be longer than specified in the manual.
- When the cell is not charged after long exposure to the charger, discontinue charging.
- Battery must be charged at operating temperature range 0 ~ 45°C.
- Battery must be discharged at operating temperature range -20 ~ 60°C.
- Please check the positive(+) and negative(-) direction before packing.
- When a lead plate or wire is connected to the cell for packing, check out insulation not to short-circuit.
- Battery must be stored separately.
- Battery must be stored in a dry area with low temperature for long-term storage.
- Do not place the battery in direct sunlight or heat.
- Do not use the battery in high static energy environment where the protection device can be damaged.
- When rust or smell is detected on first use, please return the product to the seller immediately.
- The battery must be away from children or pets
- When cell life span shortens after long usage, please exchange to new cells.



### Prohibitions

- Do not use different charger. Do not use cigarette jacks (in cars) for charging.
- Do not charge with constant current more than maximum charge current.
- Do not disassemble or reconstruct the battery.
- Do not throw or cause impact.
- Do not pierce a hole in the battery with sharp things. (such as nail, knife, pencil, drill)
- Do not use with other batteries or cells.
- Do not solder on battery directly.
- Do not press the battery with overload in manufacturing process, especially ultrasonic welding.
- Do not use old and new cells together for packing.
- Do not expose the battery to high heat. (such as fire)
- Do not put the battery into a microwave or high pressure container.
- Do not use the battery reversed.
- Do not connect positive(+) and negative(-) with conductive materials (such as metal, wire)
- Do not allow the battery to be immersed in or wetted with water or sea-water.