



LITHIUM-ION RECHARGEABLE BATTERY

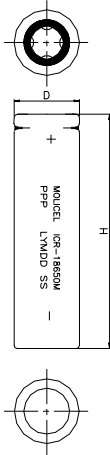
PRODUCT DATA SHEET
MODEL ICR-18650M

CELL CHARACTERISTICS

Capacity	Typical	2800 mAh 10.5 Wh
	Minimum	2700 mAh 10.2 Wh
Cell Voltage	Nominal	3.7 V
	Charge	4.2 V
	Discharge	3.0 V
Charge Current	Standard	1.4 A
	Maximum	2.8 A
Charge Time	Standard	3.0 hr
Discharge Current	Maximum*	5 A ($\leq 45^\circ\text{C}$) 4 A ($\leq 60^\circ\text{C}$)
	Internal Resistance	AC (1 KHz)
Ambient Temperature	Charge	0°C to 45°C
	Discharge	-30°C to 60°C
Energy Density	Volumetric	631 Wh/l
	Gravimetric	222 Wh/kg

* Cycle life performance is not warranted at maximum discharge current.

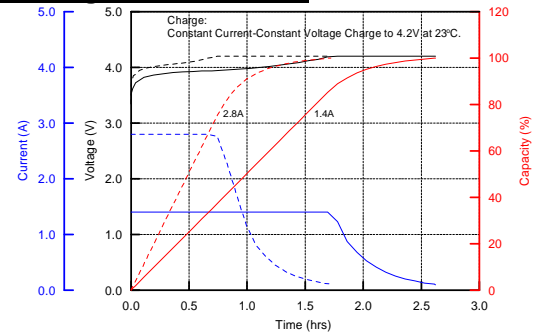
PHYSICAL CHARACTERISTICS



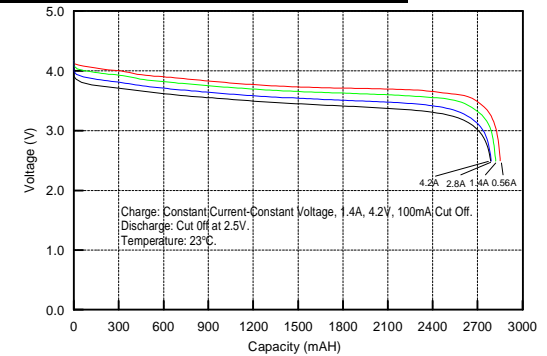
Shape	Cylindrical
Can	Steel
Diameter	18.6 mm (Max)
Height	65.2 mm (Max)
Weight	50 g (Max)

The information contained herein is for reference only and does not imply a performance guarantee or a product warranty. Specifications and characteristics are subject to change without prior notice. For application specific information, please contact E-One Moli Energy Sales and Applications or the nearest MOLICEL® recognized agent.

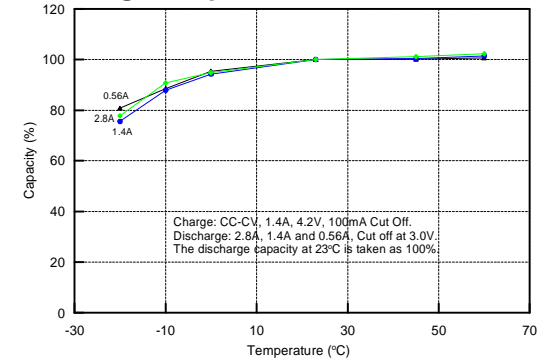
Charge Characteristics



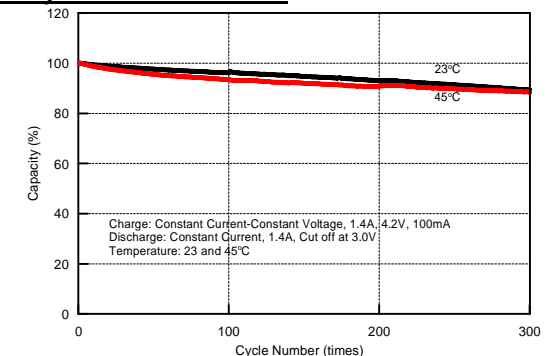
Discharge Rate Characteristics



Discharge Temperature Characteristics



Cycle Characteristics



Taiwan Facility
10 Dali 2nd Rd., Shan-Hwa,
Tainan City, Taiwan, R.O.C.
Tel: 886-6-505-0666
Fax: 886-6-505-0777
<mailto:molice@molice.com>
<http://www.molice.com>

Canada Facility
20 000 Stewart Crescent
Maple Ridge, BC, Canada, V2X 9E7
Tel: 1-604-466-6654
Fax: 1-604-466-6600
<mailto:molice@molice.com>
<http://www.molice.com>

Headquarters
10F, 113, Sec.2, Zhong Shan N Rd.,
Taipei, Taiwan, R.O.C.
Tel: 886-2-2567-3500
Fax: 886-2-2567-6500

Agency: