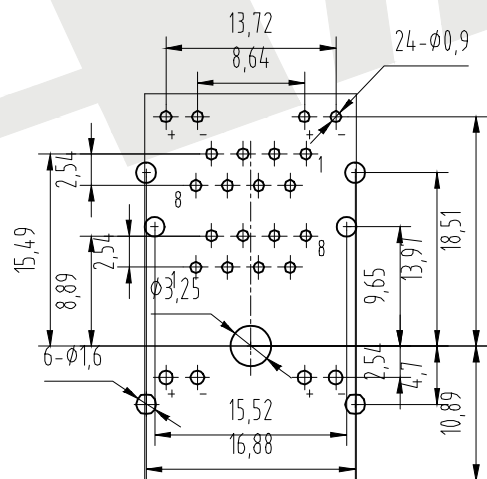
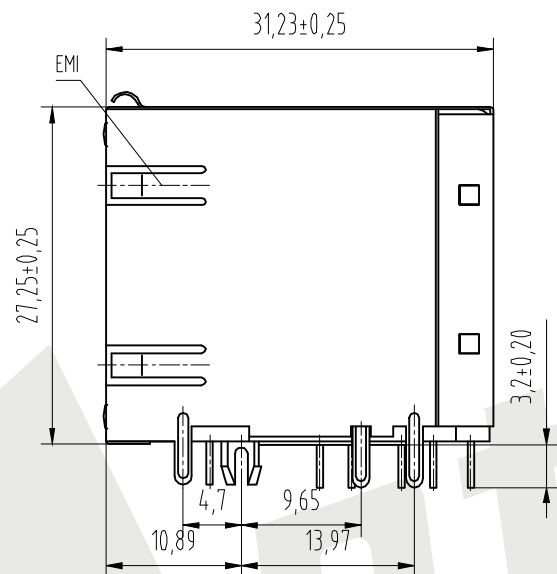
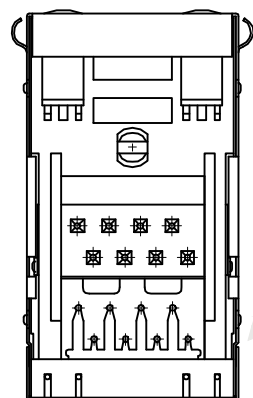
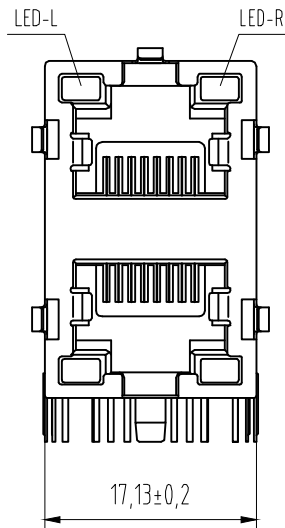


HSF



PC Board Layout
Component Side Shown

SPECIFICATIONS:

1. Material:
 - 1.1 Housing: Glass Filled Polyester UL94V-0
 - 1.2 Contact: Phosphor Bronze, $\phi 0.46\text{mm}$
 - 1.3 Plating: Gold Plating Over Nickel
 2. Electrical Characteristic:
 - 2.1 Voltage Rating: 125 VAC RMS
 - 2.2 Current Rating: 1.5 AMP
 - 2.3 Contact Resistance: 45 Milliohms Max
 - 2.4 Insulation Resistance: 1000 Megohms Min@500V DC
 - 2.5 Dielectric Withstanding Resistance: 1000V AC RMS 60HZ, 1 Min
 3. Mechanical Characteristic:
 - 3.1 Durability: 750 Cycles Min
 - 3.2 PCB Retention PRE-Solder: 1 LB Min
 4. Environmental:
 - 4.1 Storage: -40°C To 85°C
 - 4.2 Operation: 0°C To 70°C
- Mates With Modular Plug Conforming To FCC Part 68, Subpart F

ATRJ5922 - 8P - 8C - X - C - G - B

① ② ③ ④ ⑤ ⑥ ⑦

- | | |
|---|-----------------------------|
| ① SERIES NO: | ⑤ Shield |
| ② NUMBER OF POSITIONS (10P, 8P, 6P, 4P) | A: W/O Shield |
| ③ NUMBER OF CONTACTS (10C, 8C, 6C, 4C) | B: Half Shield |
| ④ Contact Plating | C: Shield W/Eml |
| G0: Gold flash | D: Shield W/O Eml |
| G1: 3U" Gold | ⑥ Ports |
| G2: 5U" Gold | A: W/O LED |
| G3: 10U" Gold | G: 2X1P |
| G4: 15U" Gold | B: LEFT GREEN/RIGHT GREEN |
| G5: 30U" Gold | C: LEFT GREEN/RIGHT YELLOW |
| SN: Tin | D: LEFT RED/RIGHT GREEN |
| | E: LEFT GREEN/RIGHT RED |
| | F: LEFT YELLOW/RIGHT YELLOW |
| | G: LEFT GREEN/RIGHT GREEN |

Unless Otherwise specified tolerance
X. ± 0.35 X.XX: ± 0.20
X.X: ± 0.25 X.XXX: ± 0.15

SCALE: As Shown UNIT: mm
DRAW Wu Feng Rong DATE 22/03/2018
CHECK BobYang DATE 22/03/2018



Antenk® ANTENK ELECTRONICS CO., LTD
Http://www.antenk.com
E-mail:sales@antenk.com

TITLE: RJ45 Jack side entry 2X1P shielded with LED & EMI

DRAWING NO: ATRJ5922-8P8C-X-C-G-B

PRODUCT NO: ATRJ5922-8P8C-X-C-G-B

REV	DESCRIPTION	DATE
1		
2		
3		
4		
5		