

HSF



RoHS

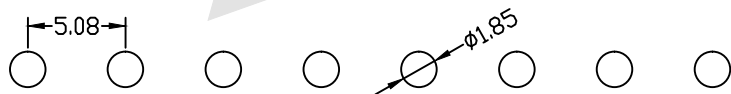
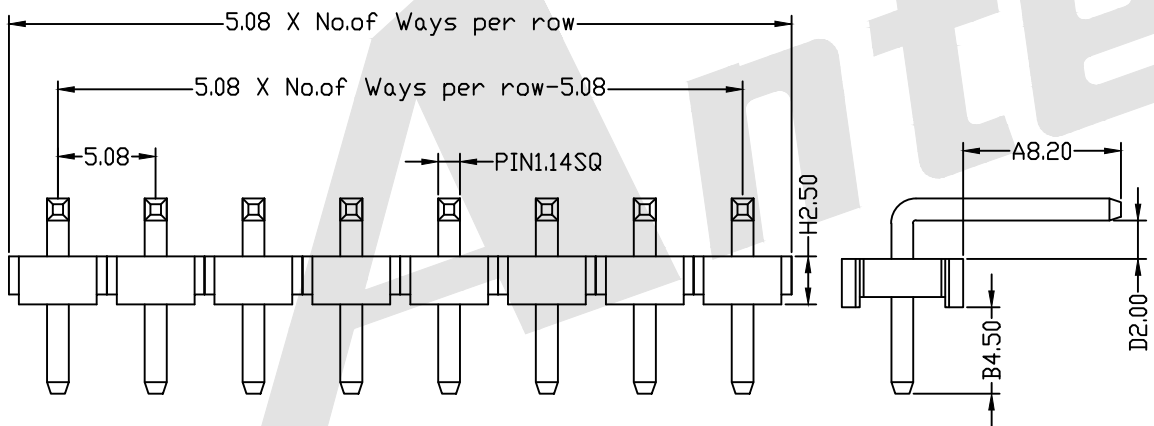
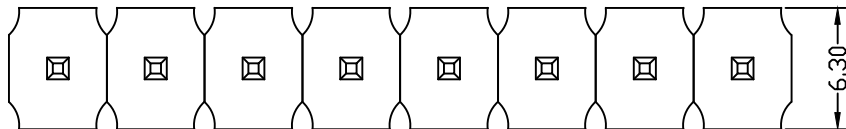
### SPECIFICATION

Current Rating: 7 Amp  
 Insulation Resistance: 1000M ohms min  
 Contact Resistance: 20M ohms max  
 Dielectric Withstanding: AC500V  
 Operating Temperature: -65 °C to +125 °C  
 Contact Material: Brass  
 Insulator Material: LCP,UL 94V-0 Black

#### Ordering Code:

PHGR01 - X - X - S - A-D-B - X - X  
 ① ② ③ ④ ⑤ ⑥ ⑦

- ① Series No:
- ② No. of Contacts  
01 To 40
- ③ Contact Plating:  
G0:Gold flash S0:Selective  
G1:3U" Gold S1:Selective 3u"  
G2:5u" Gold S2:Selective 5u"  
G3:10u" Gold S3:Selective 10u"  
G4:15u" Gold S4:Selective 15u"  
G5:30u" Gold S5:Selective 30u"  
SN: Tin
- ④ Connector Type  
S: Single
- ⑤ Pin Length:  
A:0820=8.20mm  
D:0200=2.00mm  
B:0450=4.50mm  
Please mark the desired length in the A/D/B
- ⑥ Insulator Material  
B:PA6T  
C:LCP  
E:PA9T
- ⑦ Packing:  
A:Tray  
B:Bag  
T:Tube  
U:Tube+CAP  
R:Tape&Reel  
W:Tape&Reel+CAP



PCB LAYOUT

Standard IE P/N :			PHGR01-10-G0-S-0820-0200-0450-C-B		
A	D	B	Unless Otherwise specified tolerance		
8.2	2.0	4.5	X. ±0.35	X.XX: ±0.20	
			X.X: ±0.25	X.XXX: ±0.15	
Optional		SCALE:	UNIT:		ANTENK ELECTRONICS CO., LTD Http://www.antenk.com E-mail:sales@antenk.com
		As Shown	mm		
		DRAW	DATE		
		YG ZHONG	01/05/2016		
		CHECK	DATE		
		BobYang	01/05/2016		
TITLE:			5.08 mm Pin Header Single Row AngleType		
DRAWING NO:			PHGR01-XXS-0820-0200-0450-XX		
PRODUCT NO:			PHGR01-XXS-0820-0200-0450-XX		

REV	Increase packing method and material	2016/10/25
	DESCRIPTION	DATE

