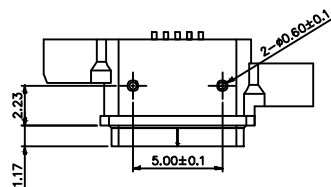


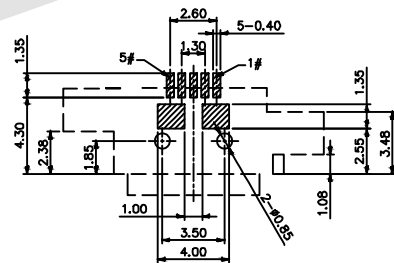
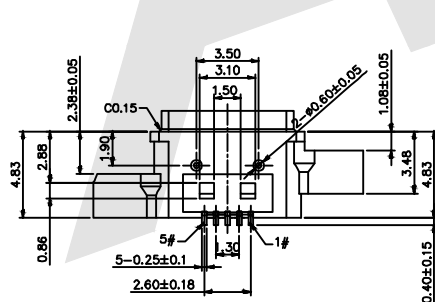
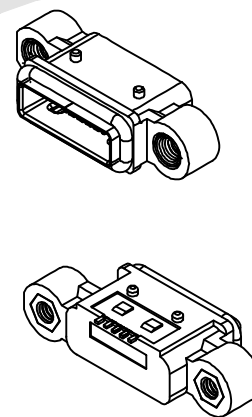
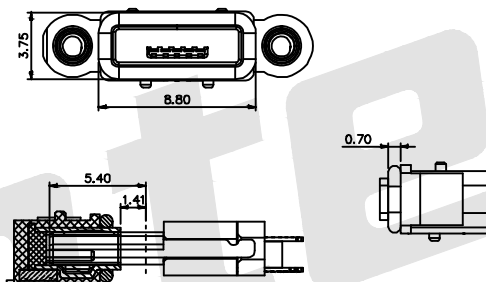
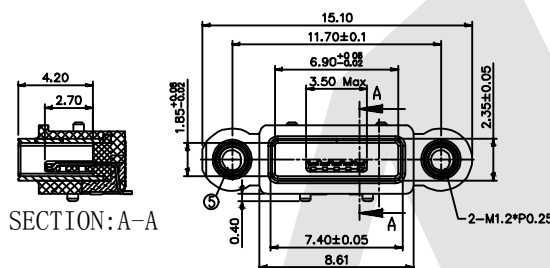
HSF



Contact Number	Signal Name	Remarks
1#	VBUS	Power
2#	D-	Date-
3#	D+	Date+
4#	ID	Reserve or Gound
5#	GND	Gound

SPECIFICATIONS:

1. Material:
 - 1.1 Housing: High temperature thermoplastic with G.F, UL94V-0
 - 1.2 Contact: Copper alloy, t=0.20mm
 - 1.3 Shell: Copper alloy, t=0.25mm
2. Electrical Characteristics:
 - 2.1 Current rating: 1 A MAX.
 - 2.2 Dielectric withstanding voltage: 100V AC for 1 minute
 - 2.3 Contact resistance: 100 MW Min.
 - 2.4 Insulation resistance: 100 MW Min.
 - 2.5 Total mating force: 3.57 kgf Max.
 - 2.6 Total unmating force: 1.0kgf min. 0.81-2.05 kgf min. after 10000 insertion/extraction cycles
 - 2.7 Temperature range: -30° C To +80° C



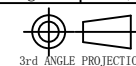
Recommended PCB Layout
Unspecified Tolerance: ±0.05
(Top View)

WMUFM07 - X - L - X - X - X
① ② ③ ④ ⑤ ⑥

- | | |
|-----------------------|--------------------|
| ① Series No: | ⑤ Contact Plating: |
| ② Shell Material: | G0: Gold flash |
| B: Brass | G1: 3u" Gold |
| S: Stainless steel | G2: 5u" Gold |
| ③ Insulator Material: | G3: 10u" Gold |
| L: LCP | G4: 15u" Gold |
| ④ Contact Material: | G5: 30u" Gold |
| B: Brass | ⑥ Packing: |
| P: Phosphor Copper | A: Tray |
| | B: Bag |
| | C: Tube |
| | D: Tape & Reel |

Unless Otherwise specified tolerance
X. ±0.35 X.XX: ±0.20
X.X: ±0.25 X.XXX: ±0.15

SCALE: As Shown UNIT: mm
DRAW Lv Xun Hua DATE 04/06/2019
CHECK BobYang DATE 04/06/2019



Antenk ANTENK ELECTRONICS CO., LTD
Http://www.antenk.com
E-mail: sales@antenk.com

TITLE: MICRO USB 5P AB Type SMT Receptacle Connector, Waterproof Type

DRAWING NO: WMUFM07-XLXXX
PRODUCT NO: WMUFM07-XLXXX

CHANGE MUFM37-XLXXX TO WMUFM07-XLXXX

DESCRIPTION

DATE

REV