

specifications

1. Material:

- 1-1. Molded portion: LCP resin (u194-0).
- 1-2. Contact and post: copper alloy.

2. Surface treatment:

- 2-1. Terminal portion; base; Ni plating surface; Au plating (except the terminal tips); exposed nickel portions.
- 2-2. Metal clips: base; Ni plating surface; Au flash plating (except the terminal tips) or base; Ni plating surface; Sn flash plating (except the terminal tips)

3. Characteristics:

- 3-1. Rated voltage: 60V AC/DC
- 3-2. Rated current: 0.3A/contact (Max. 5A at total contact)
- 3-3. Insulation resistance: Min. 1000MΩ (initial)
- 3-4. Breakdown voltage: 150V AC for 1 min.
- 3-5. Saltwater spray resistance (header and socket mated): 24 hours, insulact resistance max. 90mΩ.
- 3-6. Contact resistance: Max. 90mΩ.
- 3-7. Ambient temperature: -55°C ~ +85°C.
- 3-8. Storage temperature: -55°C ~ +88°C (product only); -40°C ~ +50°C (emboss packing).
- 3-9. Composite insertion force: Max. 0.918N/contacts X contacts (initial).
- 3-10. Composite removal force: Min. 0.165N/contacts X contacts.
- 3-11. Post holding force: Min. 0.49N/contacts.
- 3-12. Insertion and removal life: 50 times.

Ordering Code:

BB0.4 - M - 1.5 - X - X - X - 03
 ① ② ③ ④ ⑤ ⑥ ⑦

- ① Series NO: 0.4mm Board to Board connector
- ② M: Male F: Female
- ③ mating Height: H: 1.5=1.5mm
- ④ NO. of contacts: see table For example 24: 24poles
- ⑤ Contact Plating: G0: Gold flash, G1: 3u" Gold, G2: 5u" Gold, G3: 10u" Gold, G4: 15u" Gold, G5: 30u" Gold, SN: Tin
- ⑥ Packing: T: Tube A: Tray, B: Bag U: Tube+CAP, R: tape&Reel, W: tape&Reel+CAP
- ⑦ serial number: 03

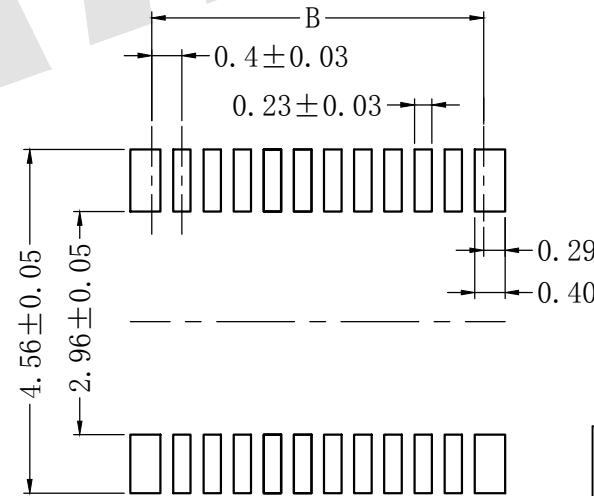
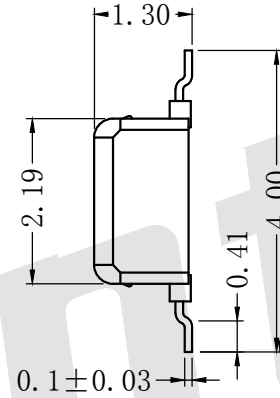
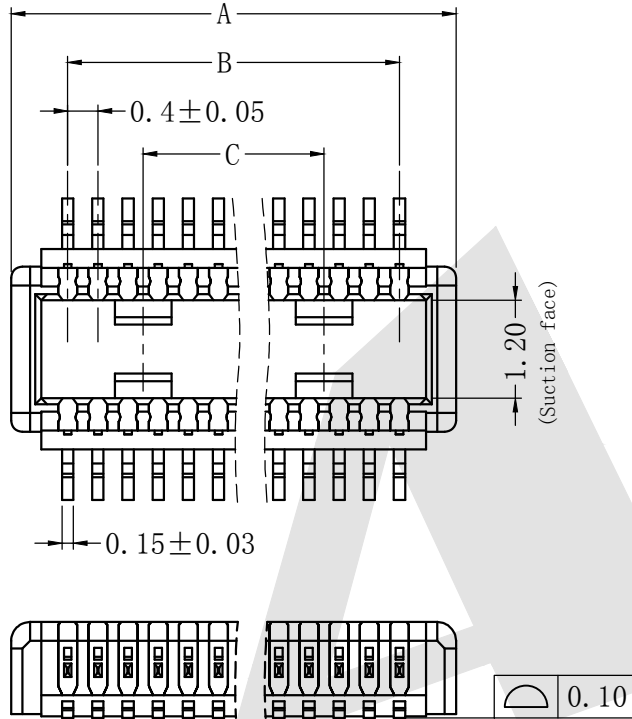
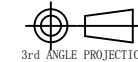


TABLE:

70	15.10	13.60	11.60
60	13.10	11.60	9.60
50	11.10	9.60	7.60
40	9.10	7.60	5.60
30	7.10	5.60	3.60
24	5.90	4.40	2.40
20	5.10	3.60	1.60
NUMBER OF CONTACTS	A	B	C

Unless Otherwise specified tolerance
 X. ±0.35 X.XX: ±0.20
 X.X: ±0.25 X.XXX: ±0.15

SCALE: As Shown UNIT: mm
 DRAW Mo Guo Xuan DATE 12/11/2018
 CHECK BobYang DATE 12/11/2018



Antenk ANTENK ELECTRONICS CO., LTD
 Http://www.antenk.com
 E-mail: sales@antenk.com

TITLE: 0.4mm Board to Board connector, male, mating Height=1.5mm

DRAWING NO: BB0.4M-1.5XXX03

PRODUCT NO: BB0.4M-1.5XXX03

REV	DESCRIPTION			DATE
-----	-------------	--	--	------