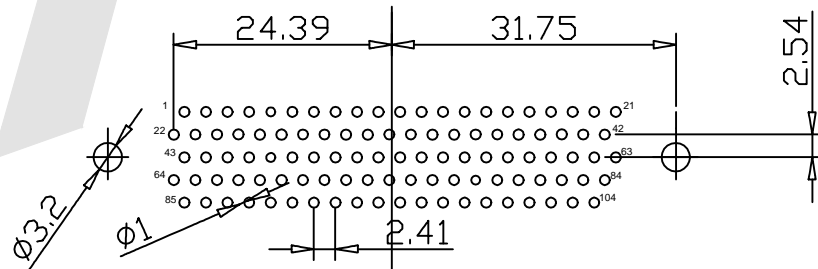
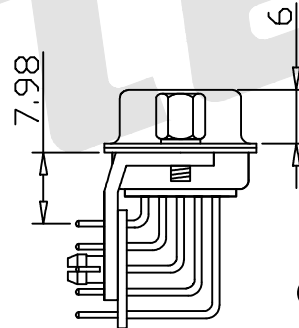
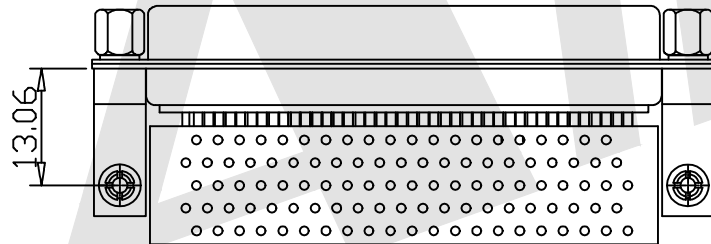
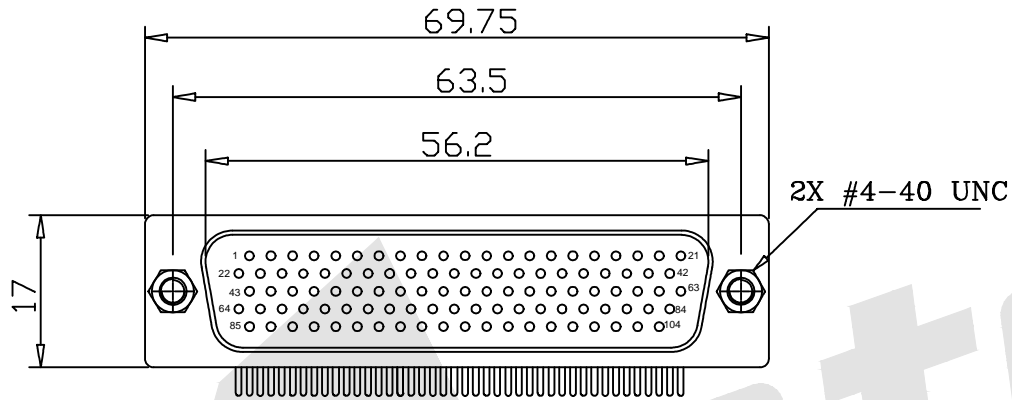


HSF



ROHS



CONTACT HOLE PATTERN

MATERIALS AND FINISH

SHELL: STEEL MATERIAL, FRONT SHELL NICKEL FINISHED
BACK SHELL NICKEL FINISHED

INSULATOR: PBT THERMOPLASTIC, 30% GLASS
FILLED, UL 94V-0 RATED, WHITE COLOR

CONTACT MATERIAL: BRASS

CONTACT FINISH: FULL 2u" GOLD

ELECTRICAL CHARACTERISTICS

CONTACT CURRENT RATING : 5.0 AMPS

CONTACT RESISTANCE : 30 MILLIOHMS MAX.

DIELECTRIC WITHSTANDING VOLTAGE : 1000 V AC MIN

INSULATION RESISTANCE : 5000 MEGAOHMS MIN

TEMPERATURE RATING : -55°C ~ +105°C

Ordering Code:

MHDR03 -M -X -X -X -X

① ② ③ ④ ⑤ ⑥

① MHDR Series

② Contact Type:
M: Male

③ Contact NO. :
104=104pin

④ Mounting Option:
A: No accessories
B: BRACKET WITH #4-40 INSERT,
BOARD LOCK AND LOCATOR PLATE

⑤ Insulation Color Code:
B: Black G: Grey
W: White L: Blue

⑥ Contact Plating
S: Selective Gold
S1: Selective 3u" Gold
S2: Selective 5u" Gold
S3: Selective 10u" Gold
S4: Selective 15u" Gold
S5: Selective 30u" Gold
G0: Gold flash
G1: 3u" Gold over
G2: 5u" Gold over
G3: 10u" Gold over
G4: 15u" Gold over
G5: 30u" Gold over

Unless Otherwise specified tolerance
X. ±0.35 X.XX: ±0.20
X.X: ±0.25 X.XXX: ±0.15



ANTENK ELECTRONICS CO., LTD
Http://www.antenk.com
E-mail: sales@antenk.com

SCALE: As Shown UNIT: mm

DRAW Lv Yun Hua DATE 04/03/2019

CHECK BobYang DATE 04/03/2019

TITLE: 104PINS HIGHT DENSTIY MALE RIGHT ANGLE,
MACHINE PIN



DRAWING NO: MHDR03-MXXXX

PRODUCT NO: MHDR03-MXXXX

REV

DESCRIPTION

DATE

1

2

3

4

5

6

7

8