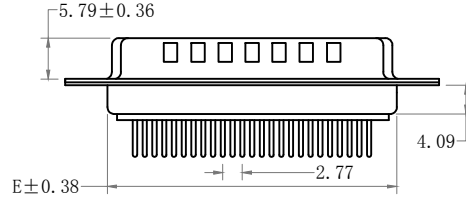
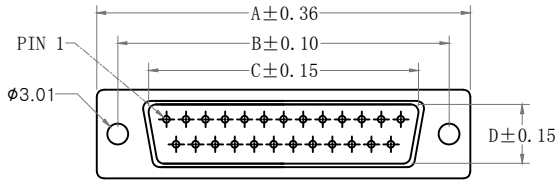


HSF



MATERIALS AND FINISH

SHELL: STEEL MATERIAL, FRONT SHELL NICKEL FINISHED
 BACK SHELL NICKEL FINISHED
 INSULATOR: PBT THERMOPLASTIC, 30% GLASS
 FILLED, UL 94V-0 RATED, WHITE COLOR

CONTACT MATERIAL: BRASS
 CONTACT FINISH: FULL 2u" GOLD

ELECTRICAL CHARACTERISTICS

CONTACT CURRENT RATING : 5.0 AMPS
 CONTACT RESISTANCE : 30 MILLIOHMS MAX.
 DIELECTRIC WITHSTANDING VOLTAGE : 1000 V AC MIN
 INSULATION RESISTANCE : 5000 MEGAOHMS MIN
 TEMPERATURE RATING : -55°C ~ +105°C

Ordering Code:

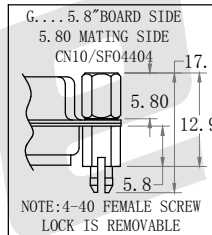
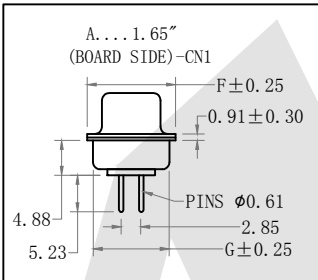
MDP01 - M - X - X - X - X
 ① ② ③ ④ ⑤ ⑥

- ① MDP Series
- ② Contact Type:
M: male
Contact No.:
09=09Pin 15=15Pin
25=25Pin 37=37Pin
50=50Pin
- ③ Mounting Option:
A: NOHARDWARE
B: 4.0" CLINCH NUT (BOARD SIDE)
C: 5.8" CLINCH NUT (BOARD SIDE)
D: 5.8" CLINCH NUT (MOUNTING SIDE)
E: 5.8" 4-40 BOARD LOCK
F: 5.8" BOARD LOCK, BOARD SIDE
4.80" SCREW LOCK, MATING SIDE
G: 5.8" BOARD LOCK, BOARD SIDE
5.80" SCREW LOCK, MATING SIDE

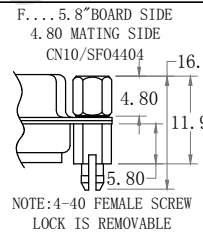
- ⑤ Insulation Color Code:
B: Black G: Grey
W: White L: Blue
- ⑥ Contact Plating
S: Selective Gold
S1: Selective 3u" Gold
S2: Selective 5u" Gold
S3: Selective 10u" Gold
S4: Selective 15u" Gold
S5: Selective 30u" Gold
G0: Gold flash
G1: 3u" Gold over
G2: 5u" Gold over
G3: 10u" Gold over
G4: 15u" Gold over
G5: 30u" Gold over

DIMENSIONS							
No. OF PINS	A	B	C	D	E	F	G
9	30.80	24.99	17.00	8.40	19.20	12.60	10.90
15	39.15	33.32	25.30	8.40	27.51	12.60	10.90
25	53.04	47.04	39.00	8.40	41.40	12.60	10.90
37	69.32	63.50	55.40	8.40	57.81	12.60	10.90
50	66.93	61.11	52.80	11.10	55.42	15.20	13.60

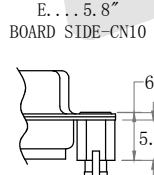
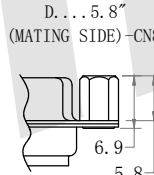
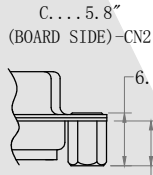
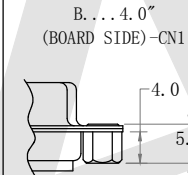
ALL CLINCH-NUTS ARE 4-40 INTERNAL THREADS



NOTE: 4-40 FEMALE SCREW LOCK IS REMOVABLE

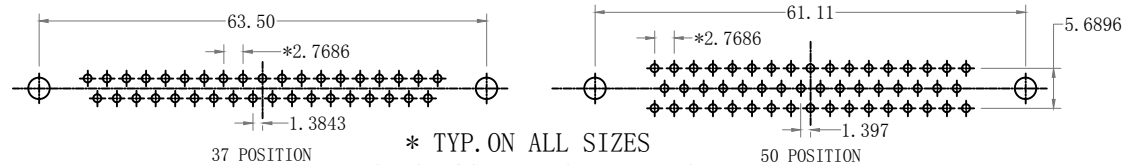
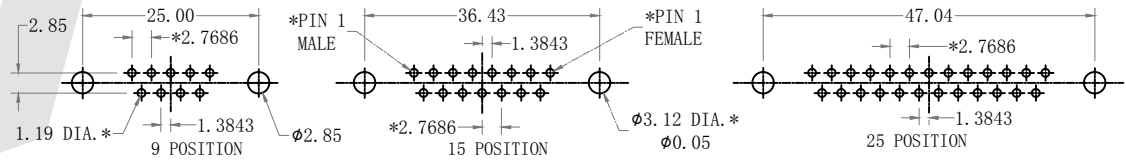


NOTE: 4-40 FEMALE SCREW LOCK IS REMOVABLE



NOTE: 4-40 FEMALE SCREW LOCK IS REMOVABLE

TOLERANCE: ALL DIMENSIONS ARE ±0.25



* TYP. ON ALL SIZES
 DO NOT SCALE FROM DRAWING

Unless Otherwise specified tolerance
 X. ±0.35 X.XX: ±0.20
 X.X: ±0.25 X.XXX: ±0.15



ANTENK ELECTRONICS CO., LTD
 Http://www.antenk.com
 E-mail: sales@antenk.com

SCALE: As Shown UNIT: mm

DRAW Lv Xun Hua DATE 04/03/2019

CHECK BobYang DATE 04/03/2019

TITLE: D-SUB MALE Straight PCB Machine Pin

DRAWING NO: MDP01-MXXXX

PRODUCT NO: MDP01-MXXXX



REV	DESCRIPTION	DATE
1		
2		
3		
4		
5		