

HSF



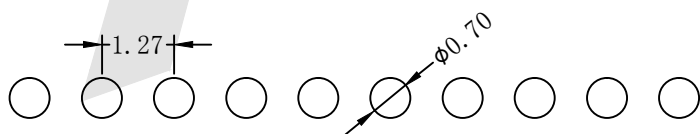
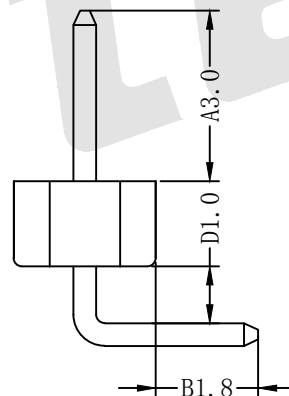
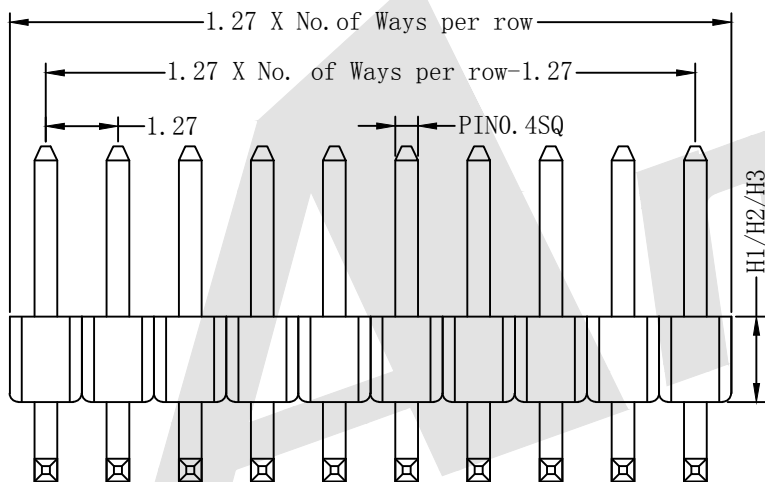
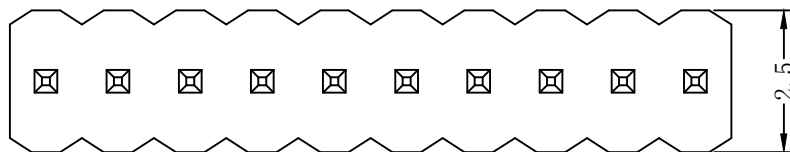
**SPECIFICATIONS:**

Current Rating: 1Amp  
 Insulation Resistance: 1000M ohms min  
 Contact Resistance: 20M ohms max  
 Dielectric Withstanding: AC500V  
 Operating Temperature: -65° C to +125° C  
 Contact Material: Brass  
 Insulator Material: PA6T, UL 94V-0 Black

**Ordering Code:**

PHCR02 - X - X - S - A-D-B - X - X - X  
 ① ② ③ ④ ⑤ ⑥ ⑦ ⑧

- ① Series No:
- ② No. of Contacts: 01 To 50
- ③ Contact Plating:  
 G0:Gold flash S0:Selective  
 G1:3U" Gold S1:Selective 3u"  
 G2:5u" Gold S2:Selective 5u"  
 G3:10u" Gold S3:Selective 10u"  
 G4:15u" Gold S4:Selective 15u"  
 G5:30u" Gold S5:Selective 30u"  
 SN:Tin
- ④ Connector Type:  
 S:Single Row
- ⑤ Pin Length:  
 A: 0300=3.00mm  
 D: 0100=1.00mm  
 B: 0180=1.80mm  
 Please mark the desired length in the A/D/B
- ⑥ Insulator Material:  
 B:PA6T  
 C:LCP  
 E:PA9T
- ⑦ Packing:  
 A:Tray  
 B:Bag  
 T:Tube  
 U:Tube+CAP  
 R:Tape&Reel  
 W:Tape&Reel+CAP
- ⑧ Plastic High:  
 H1:0.65mm  
 H2:1.5mm  
 H3:2.0mm



P. C. B LAYOUT

Standard IE P/N :  
 PHCR02-10 - G0 - S - 0300-0100-0180 - B - B - H3

A	D	B	Unless Otherwise specified tolerance	
3.0	1.0	1.8	X. ±0.35	X.XX: ±0.20
			X.X: ±0.25	X.XXX: ±0.15
Optional		SCALE:	UNIT:	
		As Shown	mm	

**Antenk** ANTENK ELECTRONICS CO., LTD  
 Http://www.antenk.com  
 E-mail:sales@antenk.com

REV		Increase packing method and material		2016/10/25					
		DESCRIPTION		DATE					

TITLE: 1.27mm Pin Header Single Row  
 Angle Type W:2.5mm

DRAWING NO: PHCR02-XXS-0300-0100-0180-XXX  
 PRODUCT NO: PHCR02-XXS-0300-0100-0180-XXX

