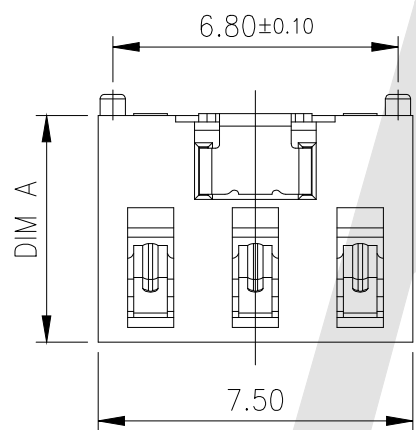
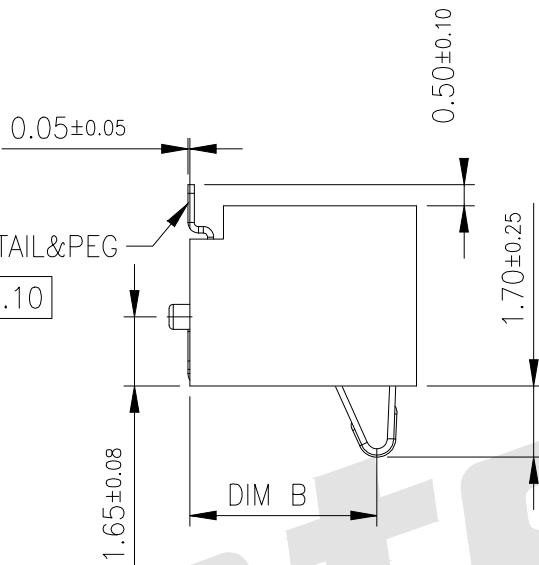
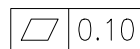
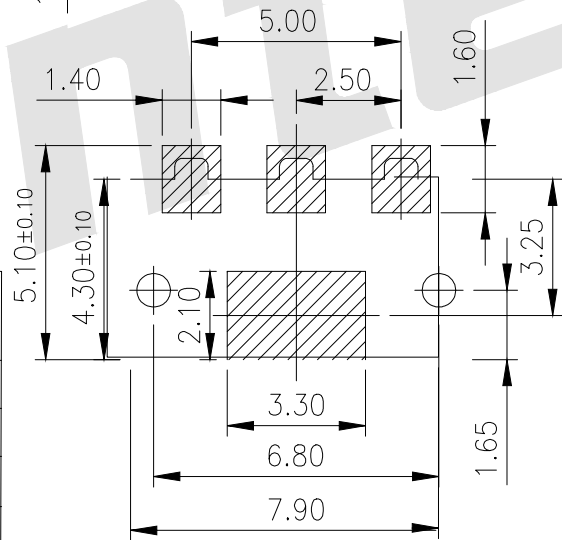


ALL SOLDER TAIL & PEG



H=?	DIM A	DIM B
5.4	5.4	4.4
6.0	6.0	4.7
6.5	6.5	5.2
7.0	7.0	5.6
7.5	7.5	6.5
8.0	8.0	6.7
8.5	8.5	7.2



RECOMMENDED PCB LAYOUT  
TOP VIEW (.XX±0.05)

ELECTRICAL PERFORMANCES:

RATING CURRENT: 2.0 A  
 RATING VOLTAGE : 250 V AC  
 CONTACT RESISTANCE: 30mΩ  
 INSULATION RESISTANCE: 1000mΩ  
 DIELECTRIC WITHSTANDING VOLTAGE :  
 1000V AC for 1 minute

MECHANICAL PERFORMANCE:

DURABILITY: 5000 times  
 NORMAL FORCE AT MATING POSITION: 80g min  
 OPERATION TEMPERATURE: -55°C ~ +125°C

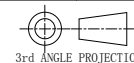
Ordering Code:

ABT04 - 03 - L - B - X - D  
 ① ② ③ ④ ⑤ ⑥

- ① Series No:
- ② No. of Contacts: 03:03Pin
- ③ Insulator Material: P:PBT+30%GF; L:LCP
- ④ Pitch: B:2.5 Pitch
- ⑤ Contact Plating: G0:Gold flash; G1:3u" gold; G2: 5u" gold; G3:10u" gold; G4:15u" gold; G5:30u" gold
- ⑥ Packing: A:Tray; B:Bag; C:Tube; D:Tape Reel

Unless Otherwise specified tolerance  
 X. ±0.35 X.XX: ±0.20  
 X.X: ±0.25 X.XXX: ±0.15

SCALE: As Shown UNIT: mm  
 DRAW Wu Feng Rong DATE 10/03/2020  
 CHECK BobYang DATE 22/03/2018



**Antenk** ANTENK ELECTRONICS CO., LTD  
 Http://www.antenk.com  
 E-mail:sales@antenk.com

TITLE: 3 Circuit Battery 2.5MM Connector

DRAWING NO: ABT04-03LBXD  
 PRODUCT NO: ABT04-03LBXD

REV	DESCRIPTION	DATE