

SPECIFICATIONS:

- Voltage rating: 150V AC/DC
- Current rating: 1A AC/DC
- Withstanding Voltage: 500V AC/minute
- Insulation resistance: 500MΩ Min.
- Temperature range: -40°C To +105°C
- Contact resistance: 20mΩ Max.

Standards

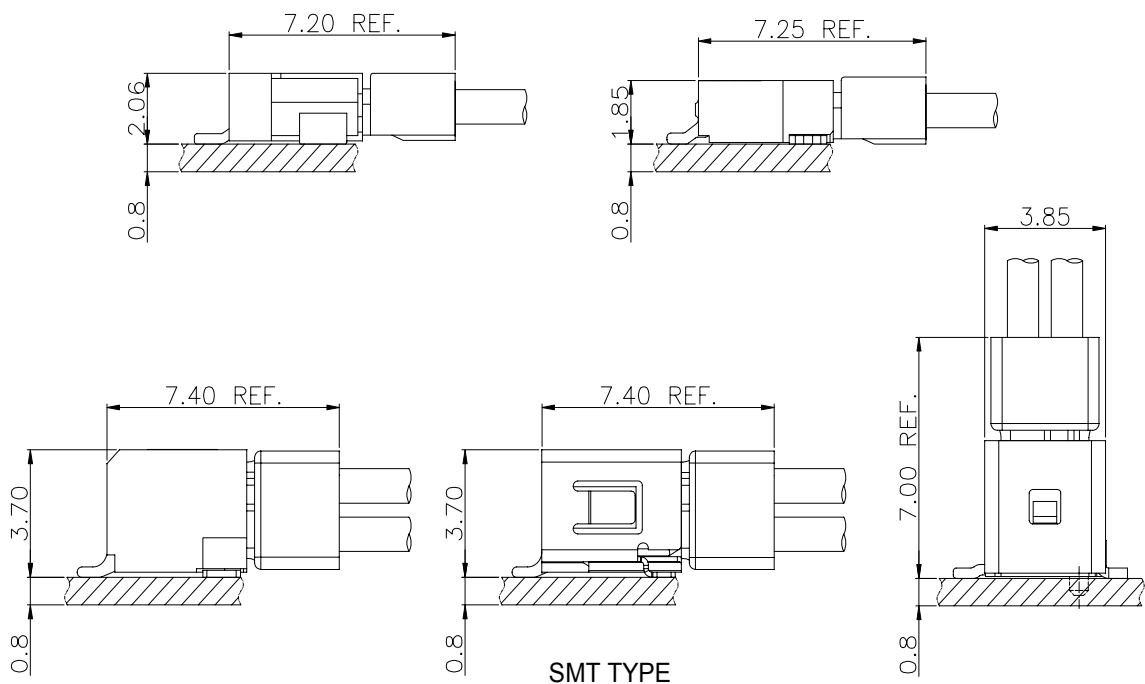
HSF



RoHS

Wire to Board

Assembly Layout

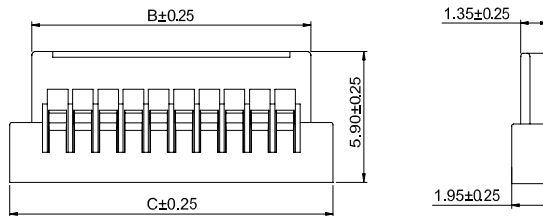
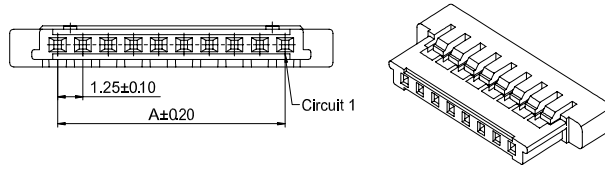


Connectors Expert Around You

1.25mm Pitch housing connector

HOUSING

- Part NO.:AH1256-xP
- Suitable:AT1256T series Terminal
- Mates with:AW1256 series Wafer
- Material:Nylon 66,UL94V-0
- Color:Black



Ordering Information & Dimensions:

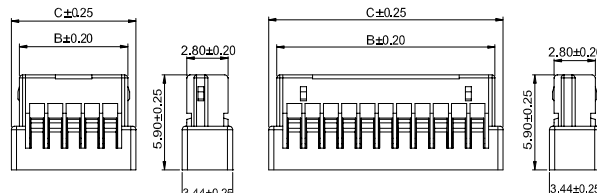
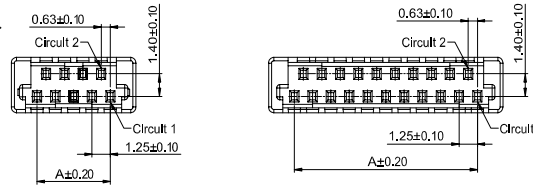
Poles	Part No.	Dimensions (mm)		
		A	B	C
02	AH1256-02P	1.25	3.80	6.00
03	AH1256-03P	2.50	5.05	7.25
04	AH1256-04P	3.75	6.30	8.50
05	AH1256-05P	5.00	7.55	9.75
06	AH1256-06P	6.25	8.80	11.00
08	AH1256-08P	8.75	11.30	13.50
10	AH1256-10P	11.25	13.80	16.00
15	AH1256-15P	17.50	20.05	22.25
20	AH1256-20P	23.75	26.30	28.50
25	AH1256-25P	30.00	32.55	34.75
30	AH1256-30P	36.25	38.80	41.00

Wire to Board

1.25mm Pitch dual row housing connector

HOUSING

- Part NO.:AH1256D-xP
- Suitable:AT1256T series Terminal
- Mates with:AW1256 series Dual Row Wafer
- Material:Nylon 66,UL94V-0
- Color:Black



5,7,9,11 Contacts

13,15,17,19,21,31,41 Contacts

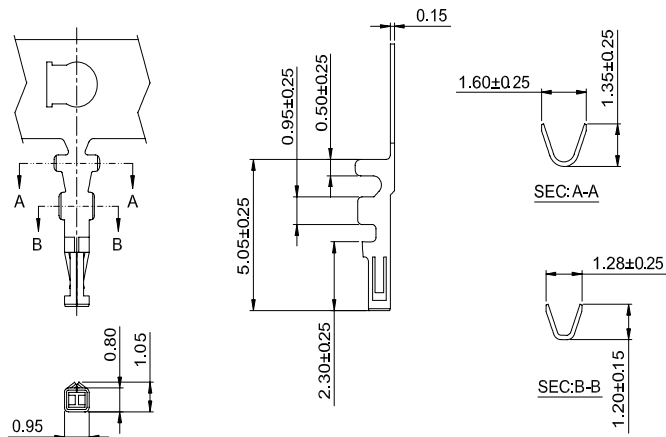
Ordering Information & Dimensions:

Poles	Part No.	Dimensions (mm)		
		A	B	C
05	AH1256D-05P	2.50	4.90	6.00
07	AH1256D-07P	3.75	6.15	7.25
09	AH1256D-09P	5.00	7.40	8.50
11	AH1256D-11P	6.25	8.65	9.75
13	AH1256D-13P	7.50	9.90	11.00
15	AH1256D-15P	8.75	11.15	12.25
17	AH1256D-17P	10.00	12.40	13.50
19	AH1256D-19P	11.25	13.65	14.75
21	AH1256D-21P	12.50	14.90	16.00
31	AH1256D-31P	18.75	21.15	22.25
41	AH1256D-41P	25.00	27.40	28.50

1.25mm Pitch crimp terminal connector

TERMINAL

- Part NO:AT1256T-xP
- Applicable wire:AWG#28-#32
- Material:Phosphor Bronze
- Finish:Gold over Nickel
- Used in AH1256 series Housing



Ordering information & Specifications

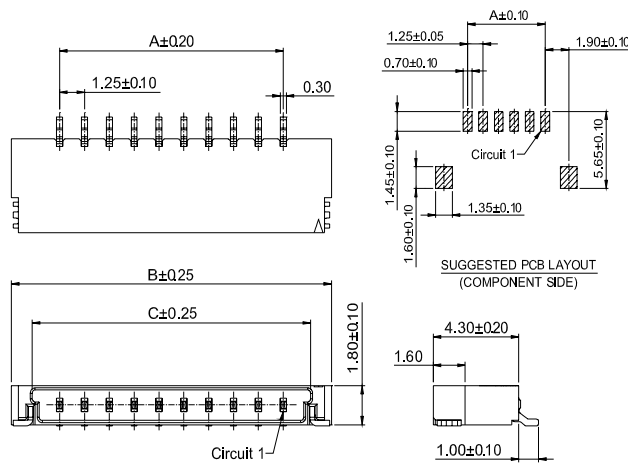
Part NO.	Wire Range	Insulation O.D.	Material	Finish	Qty/reel
AT1256T-GP	AWG#28-#32	0.90mm(max)	Phosphor Bronze	Gold over Nickel	15,000 PCS

Connectors Expert Around You

1.25mm Pitch 90° wafer-smt connector

WAFER

- Part NO:AW1256R-S-xP
- Material:Pin:Brass/Gold over Nickel
- Solder Tabs: Brass/Tin over Nickel
- Insulator:Nylon 6T, UL94V-0
- Mates with:AH1256 series Housing
- Color: White



Ordering Information & Dimensions:

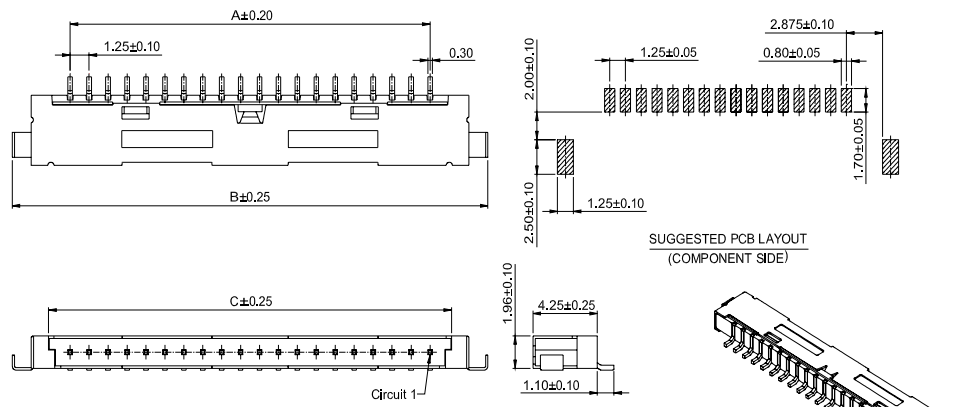
Poles	Part No.	Dimensions(mm)		
		A	B	C
02	AW1256R-S-02P	1.25	6.10	4.01
03	AW1256R-S-03P	2.50	7.35	5.26
04	AW1256R-S-04P	3.75	8.60	6.51
05	AW1256R-S-05P	5.00	9.85	7.76
06	AW1256R-S-06P	6.25	11.10	9.01
08	AW1256R-S-08P	8.75	13.60	11.51
10	AW1256R-S-10P	11.25	16.10	14.01
15	AW1256R-S-15P	17.50	22.35	20.26
20	AW1256R-S-20P	23.75	28.60	26.51
25	AW1256R-S-25P	30.00	34.85	32.76
30	AW1256R-S-30P	36.25	41.10	39.01

Wire to Board

1.25mm Pitch 90° wafer-smt connector

WAFER

- Part NO:AW1256RA-S-xP
- Material:Pin:Brass/Tin over Nickel
- Shell: Brass/Tin over Nickel
- Insulator:LCP, UL94V-0
- Mates with:AH1256 series Housing
- Color: White



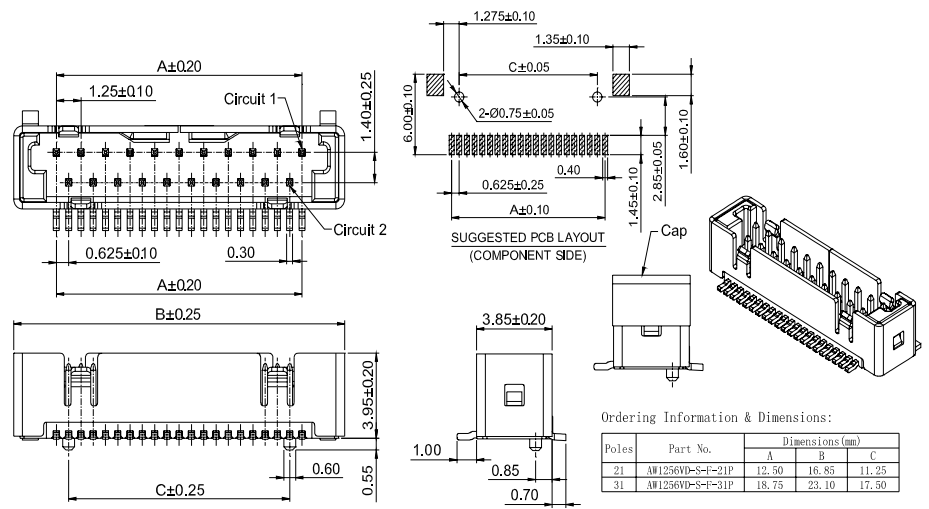
Ordering Information & Dimensions:

Poles	Part No.	Dimensions(mm)		
		A	B	C
20	AW1256RA-S-20P	23.75	31.40	26.60
30	AW1256RA-S-30P	36.25	43.60	39.10

1.25mm Pitch 180° dual row wafer-smt connector

WAFER

- Part NO:AW1256VD-S-F-xP
- Material:Pin:Brass/Gold over Nickel
- Shell: Brass/Tin over Nickel
- Insulator:Nylon 6T, UL94V-0
- Cap:Nylon 6T, UL94V-0
- Mates with:AH1256 series Dual Row Housing
- Color: White



Ordering Information & Dimensions:

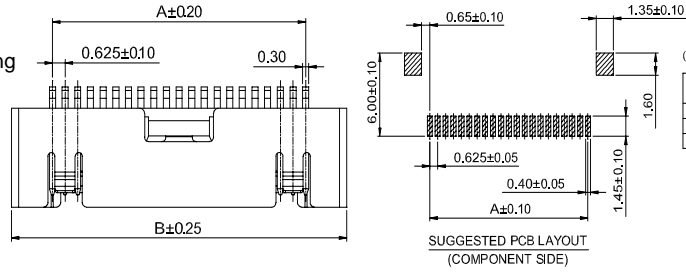
Poles	Part No.	Dimensions(mm)		
		A	B	C
21	AW1256VD-S-F-21P	12.50	18.85	11.25
31	AW1256VD-S-F-31P	18.75	23.10	17.50

Connectors Expert Around You

1.25mm Pitch 90° dual row wafer-smt connector

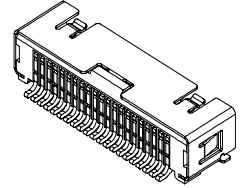
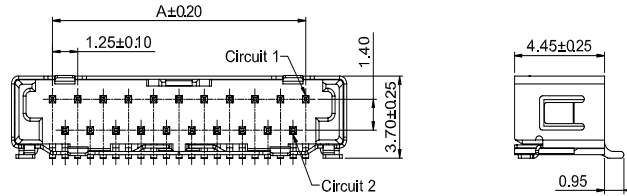
WAFER

- Part NO:AW1256RD-S-xP
- Material:Pin:Brass/Gold over Nickel
- Shell:Brass/Tin over Nickel
- Insulator:Nylon 6T, UL94V-0
- Mates with:AH1256 series Dual Row Housing
- Color: White



Ordering Information & Dimensions:

Poles	Part No.	Dimensions(mm)	
		A	B
21	AW1256RD-S-21P	12.50	16.55
31	AW1256RD-S-31P	18.75	22.80
41	AW1256RD-S-41P	25.00	29.05

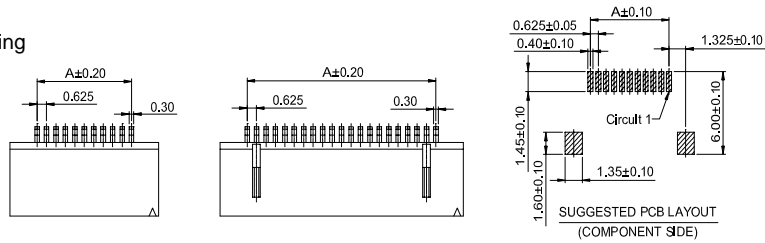


Wire to Board

1.25mm Pitch 90° dual row wafer-smt connector

WAFER

- Part NO:AW1256RDA-S-xP
- Material:Pin:Brass/Gold over Nickel
- Solder Tabs: Brass/Tin over Nickel
- Insulator:Nylon 6T, UL94V-0
- Mates with:AH1256 series Dual Row Housing
- Color: White



Ordering Information & Dimensions:

Poles	Part No.	Dimensions(mm)	
		A	B
05	AW1256R-S-05P	2.50	6.10
07	AW1256R-S-07P	3.75	7.35
09	AW1256R-S-09P	5.00	8.60
11	AW1256R-S-11P	6.25	9.85
13	AW1256R-S-13P	7.50	11.10
15	AW1256R-S-15P	8.75	12.35
17	AW1256R-S-17P	10.00	13.60
19	AW1256R-S-19P	11.25	14.85
21	AW1256R-S-21P	12.50	16.10
31	AW1256R-S-31P	18.75	22.35
41	AW1256R-S-41P	25.00	28.60

