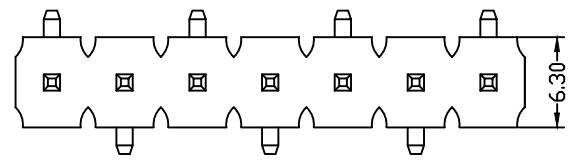


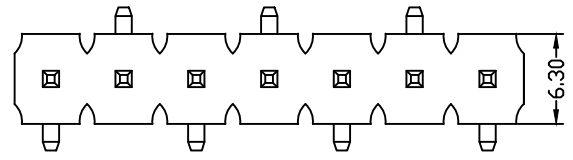


SPECIFICATION

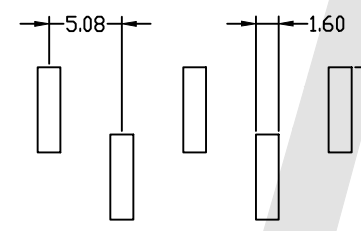
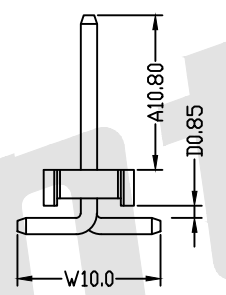
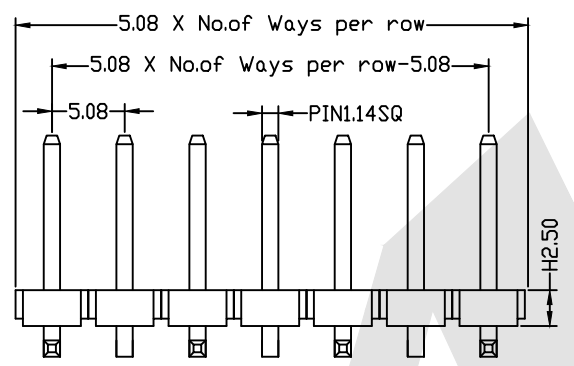
Current Rating: 7 Amp
 Insulation Resistance: 1000M ohms min
 Contact Resistance: 20M ohms max
 Dielectric Withstanding: AC500V
 Operating Temperature: -65°C to +125°C
 Contact Material: Brass
 Insulator Material: LCP,UL 94V-0 Black



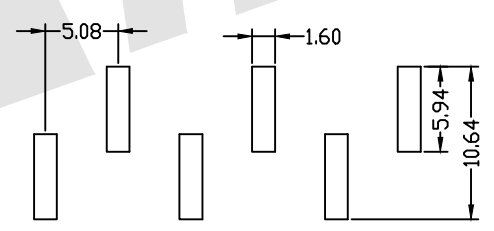
TYPE A



TYPE B



TYPE A
PCB LAYOUT



TYPE B
PCB LAYOUT

Ordering Code:

PHGM01 - X - X - S - A-D-W - X - X - X
 ① ② ③ ④ ⑤ ⑥ ⑦ ⑧

- ① Series No:
- ② No. of Contacts: 01 To 40
- ③ Contact Plating:
 G0: Gold flash S0: Selective
 G1: 3u" Gold S1: Selective 3u"
 G2: 5u" Gold S2: Selective 5u"
 G3: 10u" Gold S3: Selective 10u"
 G4: 15u" Gold S4: Selective 15u"
 G5: 30u" Gold S5: Selective 30u"
 SN: Tin
- ④ Connector Type:
 S: Single
- ⑤ Pin Length:
 A: 1080=10.80mm
 D: 0850=0.85mm
 W: 1000=10.00mm
 Please mark the desired length in the A/D/W
- ⑥ Insulator Material:
 B: PA6T
 C: LCP
 E: PA9T
- ⑦ Packing:
 A: Tray B: Bag
 T: Tube U: Tube+CAP
 R: Tape&Reel
 W: Tape&Reel+CAP
- ⑧ PCB Layout Option:
 A: Type A
 B: Type B

Standard IE P/N :			PHGM01-10-G0-S-1080-0850-1000-C-B-B	
A	D	W	Unless Otherwise specified tolerance	
10.8	0.85	10.0	X. ±0.35	X. XX: ±0.20
			X. X: ±0.25	X. XXX: ±0.15
Optional		SCALE: As Shown	UNIT: mm	

Antenk ANTENK ELECTRONICS CO., LTD
 Http://www.antenk.com
 E-mail:sales@antenk.com

REV	Increase packing method and material	2016/10/25		
	DESCRIPTION	DATE		

TITLE:
5.08 mm Pin Header Single Row SMT Type

DRAWING NO: PHGM01-XXS-1080-0850-1000-XXX
 PRODUCT NO: PHGM01-XXS-1080-0850-1000-XXX