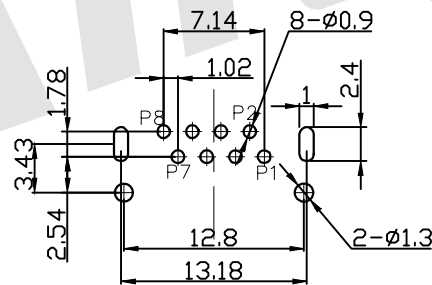
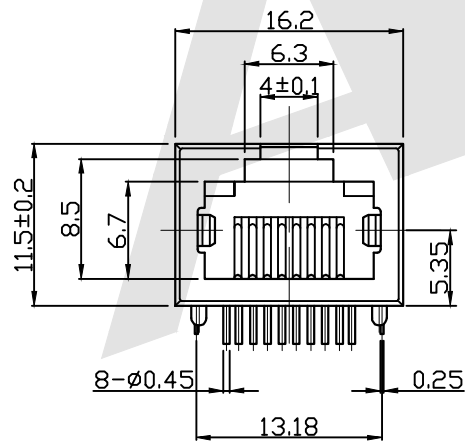
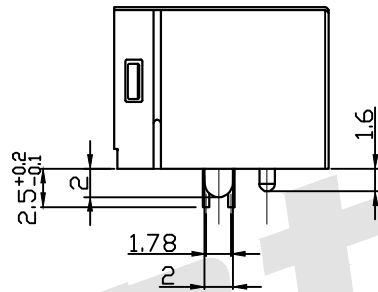
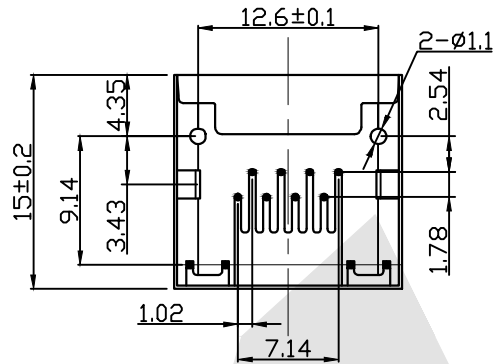


HSF

RoHS



P. C. B Board Layout

ELECTRICAL:

1. VOLTAGE RATING:125V AC RMS
2. CURRENT RAING:1.5AMP
3. CONTACT RESISTANCE:30 MILLIOHMS MAX
4. INSULATION RESISTANCE:500 MEGOHMS MIN @500V DC
5. DIELECTRIC STRSTSTANCE: 1000V AC RMS 50HZ or 60Hz 1MIN

MECHANICAL:

1. HOUSING & INSERT MATERIAL:PA66 UL94V-0
2. CONTACT MATERIAL:DIAMETER 0.45MM PHOSPHOR BRONZE GOLD PLATING OVER NICKEL
3. SHIELD:0.20~0.25MM THICKNESS BRASS WITH TIN PLATED
4. MATING/UNMATING FORCE :2.2KG.F MAX
5. RETENTION STRENGTH:7.7KG.F MIN BETWEEN JACK AND PLUG
6. OPERATING LIFE:600 CYCLES MIN

ENVIRONMENTAL:

1. STORAGE :-10°C~+40°C REATIVE HUMIDITY<70%
2. OPERATION:-40°C~+70°C

Order Code:

ATRJ5832 - 8P - 8C - X - A

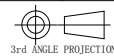
- ① SERIES NO:
 ② NUMBER OF POSITIONS (8P, 6P, 4P)
 ③ NUMBER OF CONTACTS (8C, 6C, 4C)
 ④ Contact Plating

- ⑤ Shield
 A:W/O Shield
 B:Half Shield
 C:Shield W/Eml
 D:Shield W/O Eml

- G0:Gold flash
 G1: 3U_s Gold
 G2: 5U_s Gold
 G3:10U_s Gold
 G4:15U_s Gold
 G5:30U_s Gold
 SN:Tin

Unless Otherwise specified tolerance
 X. ±0.35 X.XX:±0.20
 X.X:±0.25 X.XXX:±0.15

SCALE: As Shown UNIT: mm
 DRAW Wu Feng Rong DATE 22/03/2018
 CHECK BobYang DATE 22/03/2018



Antenk ANTENK ELECTRONICS CO.,LTD
 Http://www.antenk.com
 E-mail:sales@antenk.com

TITLE:
 RJ45 8P8C Sink in Type No Led No EMI

DRAWING NO: ATRJ5832-8P8C-X-A
 PRODUCT NO: ATRJ5832-8P8C-X-A

REV	DESCRIPTION	DATE