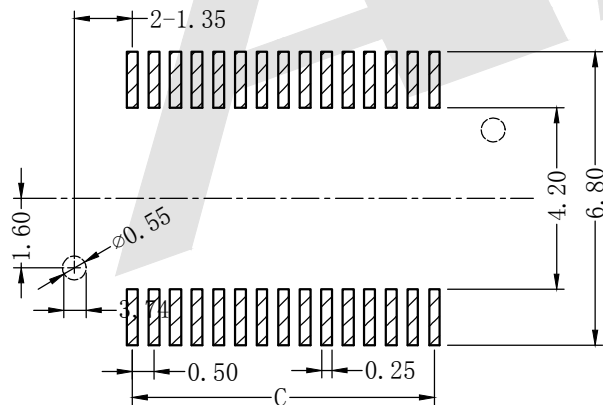
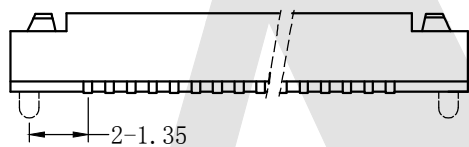
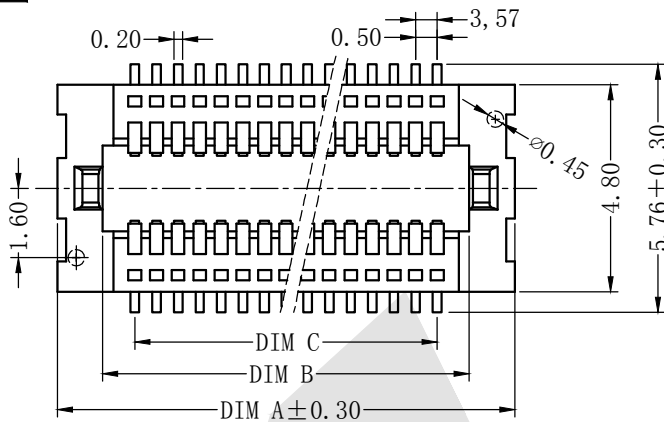
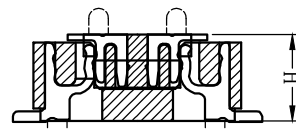
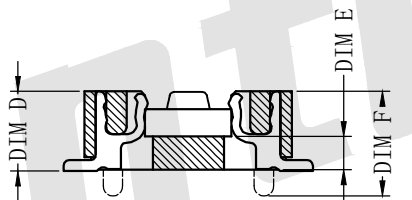


HSF



PCB LAYOUT



Assembly mating drawing

NO. of contacts	dimension			NO. of contacts	dimension		
	A	B	C		A	B	C
04	5.10	3.00	1.50	33	19.60	17.50	16.00
05	5.60	3.50	2.00	34	20.10	18.00	16.50
06	6.10	4.00	2.50	35	20.60	18.50	17.00
07	6.60	4.50	3.00	36	21.10	19.00	17.50
08	7.10	5.00	3.50	37	21.60	19.50	18.00
09	7.60	5.50	4.00	38	22.10	20.00	18.50
10	8.10	6.00	4.50	39	22.60	20.50	19.00
11	8.60	6.50	5.00	40	23.10	21.00	19.50
12	9.10	7.00	5.50	41	23.60	21.50	20.00
13	9.60	7.50	6.00	42	24.10	22.00	20.50
14	10.10	8.00	6.50	43	24.60	22.50	21.00
15	10.60	8.50	7.00	44	25.10	23.00	21.50
16	11.10	9.00	7.50	45	25.60	23.50	22.00
17	11.60	9.50	8.00	46	26.10	24.00	22.50
18	12.10	10.00	8.50	47	26.60	24.50	23.00
19	12.60	10.50	9.00	48	27.10	25.00	23.50
20	13.10	11.00	9.50	49	27.60	25.50	24.00
21	13.60	11.50	10.00	50	28.10	26.00	24.50
22	14.10	12.00	10.50	51	28.60	26.50	25.00
23	14.60	12.50	11.00	52	29.10	27.00	25.50
24	15.10	13.00	11.50	53	29.60	27.50	26.00
25	15.60	13.50	12.00	54	30.10	28.00	26.50
26	16.10	14.00	12.50	55	30.60	28.50	27.00
27	16.60	14.50	13.00				
28	17.10	15.00	13.50				
29	17.60	15.50	14.00				
30	18.10	16.00	14.50				
31	18.60	16.50	15.00				
32	19.10	17.00	15.50				

Mating Height/H	DIM D	DIM E	DIM F
H=1.50	1.35	0.27	1.92
H=2.00	1.85	0.77	2.42
H=2.50	2.35	1.27	2.92

Electrical
 Current Rating:0.5A
 Voltage Rating:50V AC/DC
 Contact Resistance:50milliohm Max
 Insulation Resistance:100Megohm Min
 Operation Temperature:-20°C to +105°C

Housing Material:PA9T+30%G.F(UL94V-0)
 Contact Material:Phosphor Btonze
 Contact plating:Au or Sn over Ni

Ordering Code:

BB0.5 - F - X - X - X - X - X - 03

① ② ③ ④ ⑤ ⑥ ⑦ ⑧

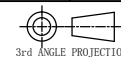
- ① Series NO:
0.5mm Board to Board connector
- ② M:Male F:Female
- ③ Mating Height:
1.5=1.5mm
2.0=2.0mm
2.5=2.5mm
- ④ No of contacts per row:
see table
For example
04:04poles
- ⑤ Contact Plating
G0: Gold flash
G1: 3u" Gold
G2: 5u" Gold
G3: 10u" Gold
G4: 15u" Gold
G5: 30u" Gold
SN:Tin
- ⑥ Packing
T:Tube A:Tray
B:Bag U:Tube+CAP
R:tape&Reel
W:tape&Reel+CAP
- ⑦ locating pegs type
A:without locating pegs
B:with locating pegs
- ⑧ serial number: 03

Unless Otherwise specified tolerance
 X. ±0.35 X.XX:±0.20
 X.X:±0.25 X.XXX:±0.15

Antenk ANTENK ELECTRONICS CO.,LTD
[Http://www.antenk.com](http://www.antenk.com)
 E-mail:sales@antenk.com

SCALE: As Shown UNIT: mm
 DRAW Mo Guo Xuan DATE 24/12/2018
 CHECK BobYang DATE 24/12/2018

TITLE:
0.5mm Board to board connector, Female,
single groove, mating height=1.5-2.0mm



DRAWING NO: BBO. 5F-XXXXX03
 PRODUCT NO: BBO. 5F-XXXXX03

REV	DESCRIPTION	DATE