

HSF



ROHS

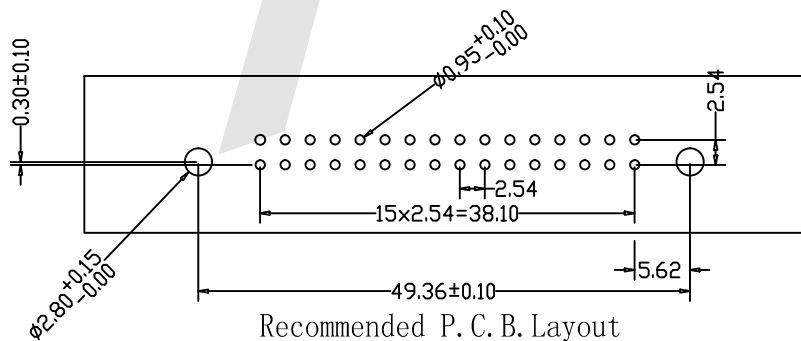
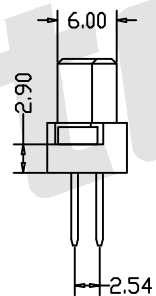
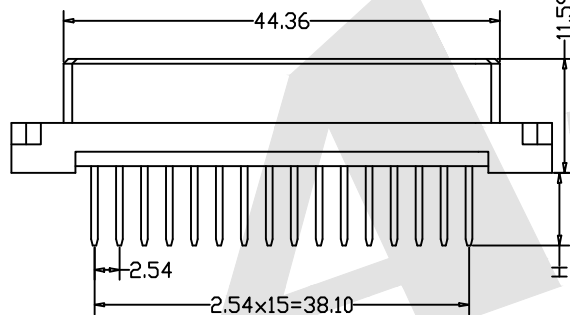
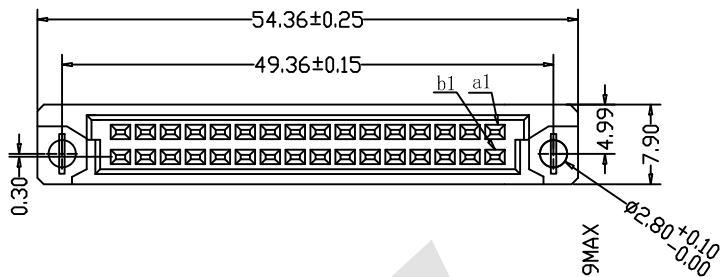
SPECIFICATION

Current Rating: 2.0Amp
 Insulation Resistance: 100000MΩ min.at DC 100V
 Contact Resistance: 20MΩ max
 Withstand Voltage: AC 1000V For 1 Minute
 Operating Temperature: -55° C to +105° C
 Contact Material: Brass
 Contact Plating: Au or Sn Over Ni
 Insulator Material: PBT+30%GF UL 94V-0
 Insertion Force: 32 pin max. 30N
 Withdrawal Force: 0.15N min.per individual contact

Ordering Code:

DFS - XX - X - X - X - 208
 ① ② ③ ④ ⑤ ⑥

- ① Series No:
- ② No. of Contacts
32p 16p
- ③ Termination
 A: Straight solder tail length H=2.5mm
 E: Straight solder tail length H=4.0mm
 I: Straight tail length H=5.0mm
 K: Straight tail length H=7.4mm
 M: Wrap post tail length H=13.0mm
 N: Wrap post tail length H=17.0mm
- ④ Rows Loaded With Contacts
 A: Row a+b C: Row a
 Cl: Row a+b(2, 4, 6...)
- ⑤ Contact Plating
 G0: Gold flash
 S0: Gold flash/Ni
 G1: 3u" Gold
 S1: 3u" Gold/Ni
 G2: 5u" Gold
 S2: 5u" Gold/Ni
 G3: 10u" Gold
 S3: 10u" Gold/Ni
 G4: 15u" Gold
 S4: 15u" Gold/Ni
 G5: 30u" Gold
 S5: 30u" Gold/Ni
 SN: Tin
- ⑥ Series number
208



Code	Number Of Contacts	Contact Arrangement	Rows With Contacts	Pitch
A	32		a+b	2.54
C	16		a-	2.54
Cl	16		a+b	5.08

Unless Otherwise specified tolerance
 X. ±0.35 X.XX: ±0.20
 X.X: ±0.25 X.XXX: ±0.15



ANTENK ELECTRONICS CO., LTD
 Http://www.antenk.com
 E-mail:sales@antenk.com

SCALE: As Shown UNIT: mm

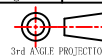
DRAW Mo Guo Xuan DATE 06/11/2018

CHECK BobYang DATE 06/11/2018

TITLE: Vertical Female Type Half B Connectors 32 Positions

DRAWING NO: DFS-XX-XXX-208

PRODUCT NO: DFS-XX-XXX-208



REV	DESCRIPTION	DATE