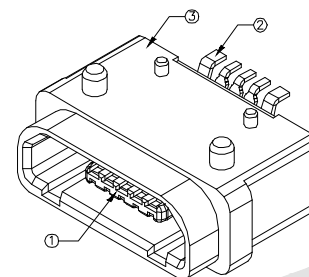
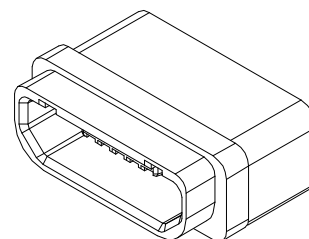
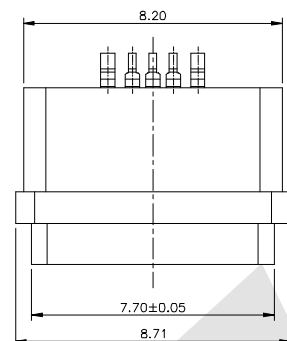


HSF



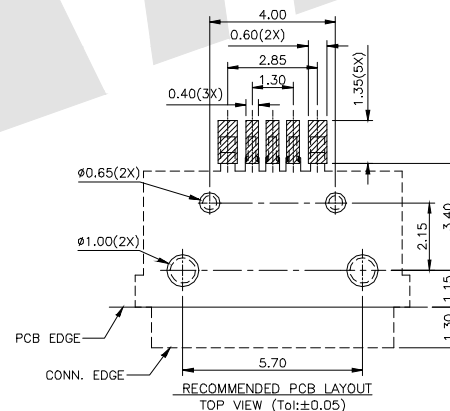
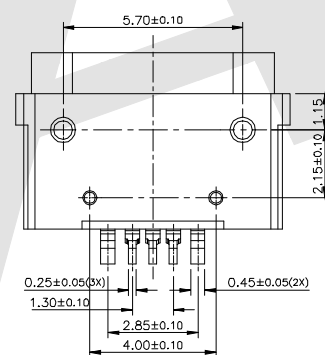
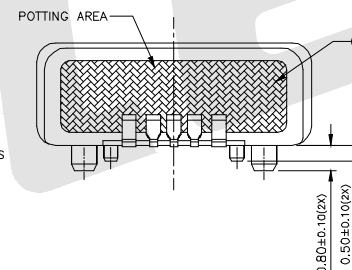
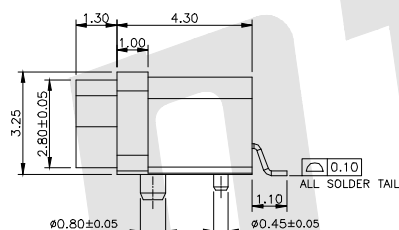
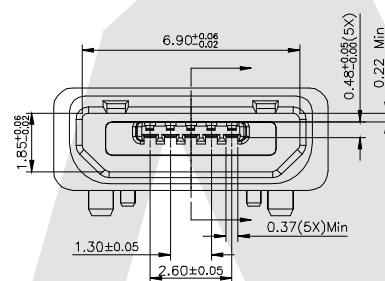
SPECIFICATIONS:

- Contact current rating: 1.0A (signal pin 2, 3, 4); 2.0A (power pin 1, 5).
- Contact resistance: 30mΩ max;
- Insulation resistance: 1000MΩ min;
- Dielectric withstanding: 100V AC Min.
- Durability: 5,000 cycles min.
- Connector mating forces: 25N (2.55Kgf) max.
- Connector unmating forces: 2 25N (0.20 2.55Kgf).

Ordering Code:

WMUFM03 - X - L - X - X - X
 ① ② ③ ④ ⑤ ⑥

- ① Series No:
- ② Shell Material:
B: Brass
S: Stainless steel
- ③ Insulator Material:
L: LCP
- ④ Contact Material:
B: Brass
P: Phosphor Copper
- ⑤ Contact Plating:
G0: Gold flash
G1: 3u" Gold
G2: 5u" Gold
G3: 10u" Gold
G4: 15u" Gold
G5: 30u" Gold
- ⑥ Packing:
A: Tray
B: Bag
C: Tube
D: Tape & Reel



Pin Number	Signal Name	Unless Otherwise specified tolerance	
1	VBUS	X. XX: ±0.35	X. XX: ±0.20
2	D-	X. X: ±0.25	X. XXX: ±0.15
3	D+		
4	ID		
5	GND		

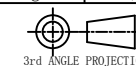
Antenk ANTENK ELECTRONICS CO., LTD
[Http://www.antenk.com](http://www.antenk.com)
 E-mail: sales@antenk.com

SCALE: As Shown UNIT: mm
 DRAW Lv Xun Hua DATE 05/07/2019
 CHECK BobYang DATE 05/07/2019

TITLE: MICRO USB 2.0 B TYPE Waterproof Type Receptacle Customer Drawing

DRAWING NO: WMUFM03-XLXXX

PRODUCT NO: WMUFM03-XLXXX



3rd ANGLE PROJECTION

REV	DESCRIPTION	DATE
1		
2		
3		
4		
5		
6		
7		
8		