

HSF

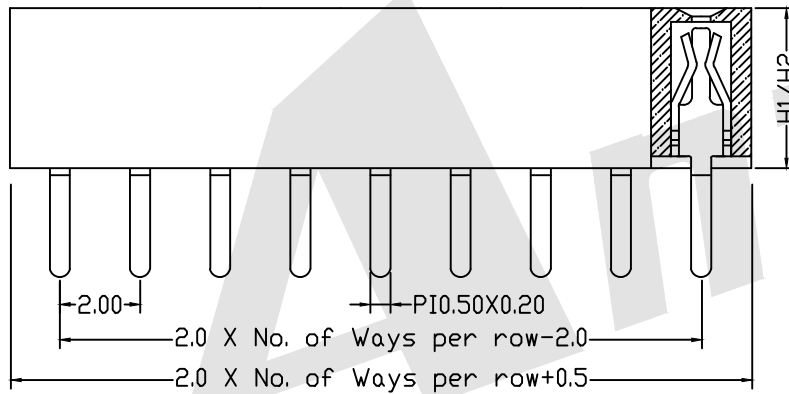
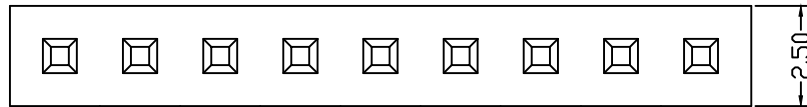


### SPECIFICATION

Current Rating: 1.5Amp  
 Insulation Resistance: 1000M ohms min  
 Contact Resistance: 20M ohms max  
 Dielectric Withstanding: AC500V  
 Operating Temperature: -65°C to +125°C  
 Contact Material: Brass  
 Insulator Material: PA6T,UL 94V-0 Black

Ordering Code:

FHDS01 - X - X - S - X - X - X  
 ① ② ③ ④ ⑤ ⑥ ⑦



PCB LAYOUT

- ① Series No:
- ② No. of Contacts  
01 To 40
- ③ Contact Plating:  
G0:Gold flash S0:Selective  
G1:3U" Gold S1:Selective 3u"  
G2:5u" Gold S2:Selective 5u"  
G3:10u" Gold S3:Selective 10u"  
G4:15u" Gold S4:Selective 15u"  
G5:30u" Gold S5:Selective 30u"  
SN: Tin
- ④ Connector Type  
S: Single
- ⑤ Plastic High:  
H1:H4.0  
H2:H4.6  
Please mark the desired length in the H
- ⑥ Insulator Material  
B:PA6T  
C:LCP  
D:PA46  
E:PA9T
- ⑦ Packing  
A:Tray  
B:Bag  
T:Tube  
U:Tube+CAP  
R:Tape&Reel  
W:Tape&Reel+CAP

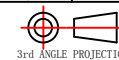
Unless Otherwise specified tolerance  
 X. ±0.35 X.XX: ±0.20  
 X.X: ±0.25 X.XXX: ±0.15

**Antenk** ANTEK ELECTRONICS CO.,LTD  
 Http://www.antenk.com  
 E-mail:sales@antenk.com

|                    |                    |
|--------------------|--------------------|
| SCALE:<br>As Shown | UNIT:<br>mm        |
| DRAW<br>YG ZHONG   | DATE<br>01/05/2016 |
| CHECK<br>BobYang   | DATE<br>01/05/2016 |

TITLE: 2.00mm Female Header  
Single Row Straight Type

DRAWING NO: FHDS01-XXSXXX  
 PRODUCT NO: FHDS01-XXSXXX



|   |   |             |   |   |      |   |   |   |
|---|---|-------------|---|---|------|---|---|---|
|   | 1   | 2           | 3 | 4 | 5    | 6 | 7 | 8 |
| A | <div style="display: flex; justify-content: space-between;"> <div style="width: 60%;"> </div> <div style="width: 35%;"> <p><b>SPECIFICATION</b></p> <p>Current Rating: 1.5Amp<br/>                     Insulation Resistance: 1000M ohms min<br/>                     Contact Resistance: 20M ohms max<br/>                     Dielectric Withstanding: AC500V<br/>                     Operating Temperature: -65°C to +125°C<br/>                     Contact Material: Brass<br/>                     Insulator Material: PA6T,UL 94V-0 Black</p> <p>Ordering Code:<br/>                     FHDS01 - X - X - S - X - X - X<br/>                     ① ② ③ ④ ⑤ ⑥ ⑦</p> <ul style="list-style-type: none"> <li>① Series No:</li> <li>② No. of Contacts<br/>01 To 40</li> <li>③ Contact Plating:<br/>G0:Gold flash S0:Selective<br/>G1:3U" Gold S1:Selective 3u"<br/>G2:5u" Gold S2:Selective 5u"<br/>G3:10u" Gold S3:Selective 10u"<br/>G4:15u" Gold S4:Selective 15u"<br/>G5:30u" Gold S5:Selective 30u"<br/>SN: Tin</li> <li>④ Connector Type<br/>S: Single</li> <li>⑤ Plastic High:<br/>H1:H4.0<br/>H2:H4.6<br/>Please mark the desired length in the H</li> <li>⑥ Insulator Material<br/>B:PA6T<br/>C:LCP<br/>D:PA46<br/>E:PA9T</li> <li>⑦ Packing<br/>A:Tray<br/>B:Bag<br/>T:Tube<br/>U:Tube+CAP<br/>R:Tape&amp;Reel<br/>W:Tape&amp;Reel+CAP</li> </ul> </div> </div> |             |   |   |      |   |   |   |
| B |   |             |   |   |      |   |   |   |
| C |   |             |   |   |      |   |   |   |
| D |   |             |   |   |      |   |   |   |
|   | REV   | DESCRIPTION |   |   | DATE |   |   |   |
|   | 1   | 2           | 3 | 4 | 5    | 6 | 7 | 8 |