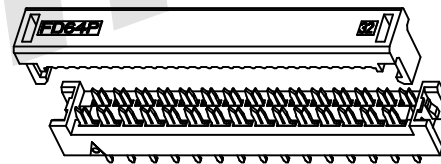
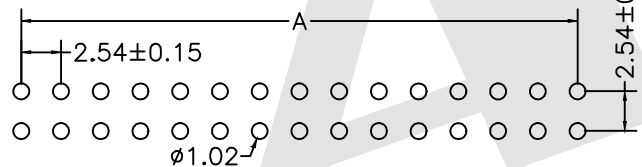
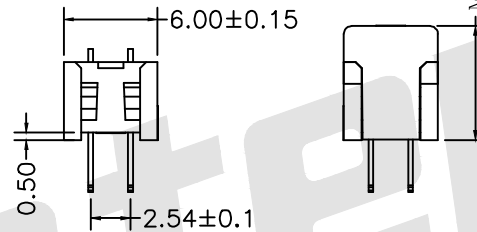
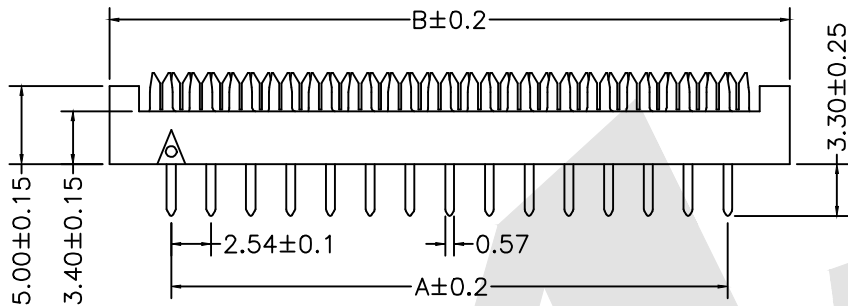
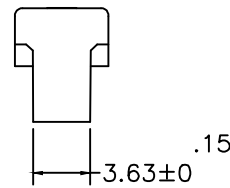
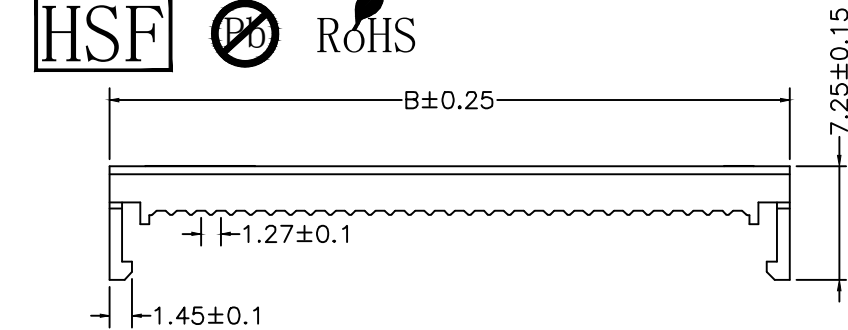


HSF



PART NO	Dim. A	Dim. B
FDDS01-06P	5.08	12.98
FDDS01-08P	7.62	15.52
FDDS01-10P	10.16	18.06
FDDS01-12P	12.70	20.60
FDDS01-14P	15.24	23.14
FDDS01-16P	17.78	25.68
FDDS01-18P	20.32	28.22
FDDS01-20P	22.86	30.76
FDDS01-24P	27.94	35.84
FDDS01-26P	30.48	38.38
FDDS01-30P	35.56	43.46
FDDS01-34P	40.64	48.54
FDDS01-40P	48.26	56.16
FDDS01-44P	53.34	61.24
FDDS01-50P	60.96	68.86
FDDS01-60P	73.66	81.56
FDDS01-64P	78.74	86.64

SPECIFICATION

Current Rating: 1.0Amp
 Insulation Resistance: 1000MΩ min
 Contact Resistance: 20mΩ max
 Withstand Voltage: 500V AC/DC
 Operating Temperature: -40° C to +105° C
 Contact Material: Brass
 Contact Plating: Au or Sn Over Ni
 Insulator Material: PBT+30%GF UL 94V-0

Order code:

FDDS01 - X - X - X - X
 ① ② ③ ④ ⑤

- ① Series NO:
- ② NO. of Contacts
- ③ Contact Plating
- ④ Color Insulator
- ⑤ Packing

- G0:Gold flash S0:Gold flash/Ni
- G1: 3U" Gold S1: 3U" Gold/Ni
- G2: 5U" Gold S2: 5U" Gold/Ni
- G3:10U" Gold S3:10U" Gold/Ni
- G4:15U" Gold S4:15U" Gold/Ni
- G5:30U" Gold S5:30U" Gold/Ni
- SN:Tin
- B:Black
- G:Grey
- A:Tray
- B:Bag
- C:Tube
- D:Tape Reel

Unless Otherwise specified tolerance
 X. ±0.35 X.XX:±0.20
 X.X:±0.25 X.XXX:±0.15

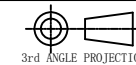
SCALE: As Shown UNIT: mm
 DRAW DATE 08/27/2017
 CHECK DATE 08/11/2017

Antenk ANTENK ELECTRONICS CO.,LTD
 Http://www.antenk.com
 E-mail:sales@antenk.com

TITLE: 2.54MM DIP PLUG CONNECTOR
 (MATING HEIGHT 7.3MM)

DRAWING NO: FDDS01-XXXXX

PRODUCT NO: FDDS01-XXXXX



REV	DESCRIPTION	DATE