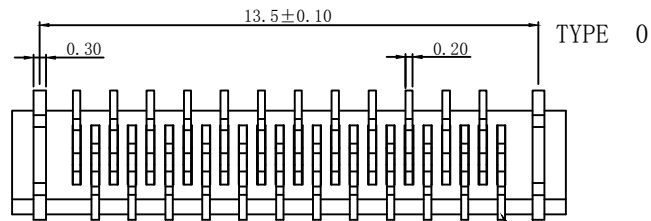
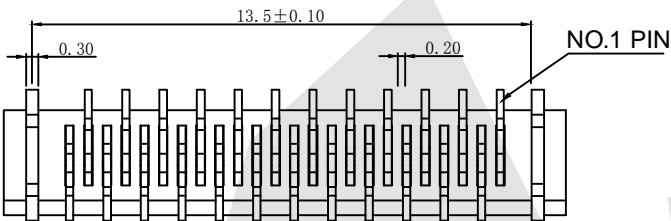


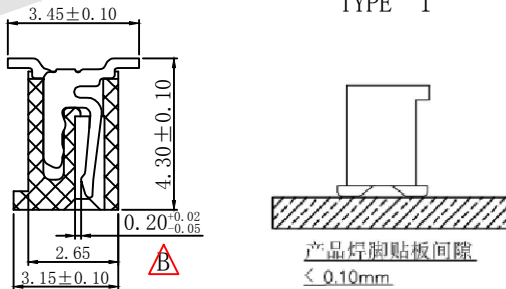
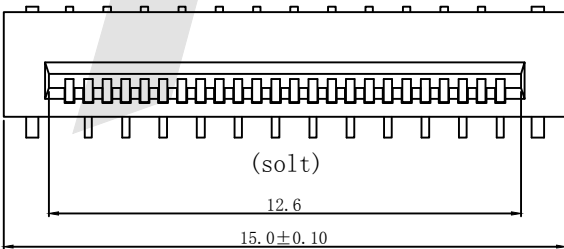
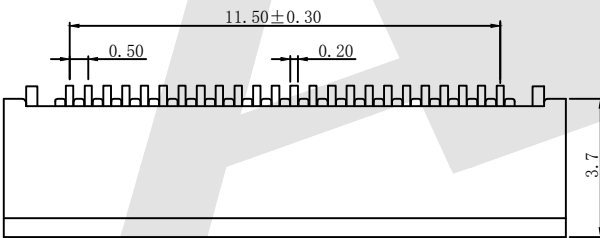
HSF



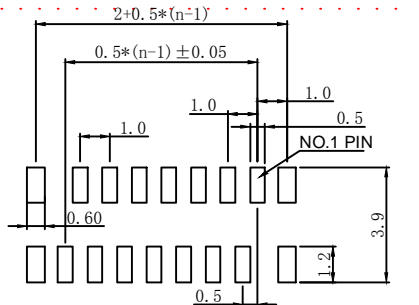
正脚线路板  
Positive-needle Circuit Board



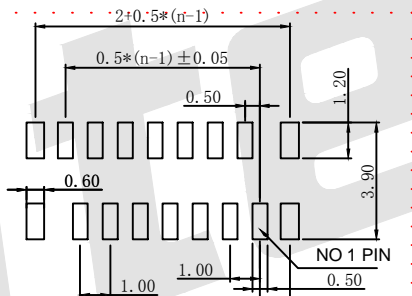
反脚线路板  
Negative-needle Circuit Board



产品焊脚贴板间隙 < 0.10mm



正脚线路板  
Positive-needle circuit board



反脚线路板  
Negative-needle circuit board

SPECIFICATIONS

Poles: 4~40  
Voltage rating: AC, DC, 50V (50HZ)  
Current rating: 0.4A AC, DC  
Withstand voltage: 200V AC/Minute  
Working temperature: -25°C+85°C  
Insulation resistance: ≥100MΩ  
Contact resistance: ≤0.02Ω  
Material: PA46, UL94V-0

Material: phosphor copper  
PACKAGE

Pipe package  
winding package

Ordering Code:

$$\text{FPC0.5} - \text{XX} - \text{SM} - \text{B} - \text{X} - \text{X} - \text{X} - \text{X} - \text{1}$$

①      ②      ③      ④      ⑤      ⑥      ⑦      ⑧

- ① 0.5mm FPC Series
- ② Contact NO: XX=XXpin  
For example: 24=24pin
- ③ APPEARANCE:  
RM: SMT Right Angle  
RT: DIP Right Angle  
SM: SMT Straight  
ST: DIP Straight
- ④ Contact type:  
B: Bottom contact
- ⑤ Packing Type:  
T: Tube packing  
A: tray packing  
R: tape & reel
- ⑥ Other option:  
0: Type 0, standard footprint  
1: Type 1, reverse footprint
- ⑦ Plating:  
G0: Gold flash  
G1: 3U" gold  
SN: MATT-TIN90-120U"  
S0: SELECTIVE GOLD  
S1: SELECTIVE GOLD 3U"
- ⑧ Series number:  
1

Unless Otherwise specified tolerance  
X. ±0.35    X.XX: ±0.20  
X.X: ±0.25    X.XXX: ±0.15

SCALE: As Shown	UNIT: mm
DRAW Jack Bao	DATE 10/10/2018
CHECK BobYang	DATE 10/10/2018

**Antenk** ANTENK ELECTRONICS CO., LTD  
Http://www.antenk.com  
E-mail: sales@antenk.com

TITLE: 0.5mm FPC, SMT Straight, Bottom Contact

DRAWING NO: FPC0.5-XXSMBXXX1

PRODUCT NO: FPC0.5-XXSMBXXX1

REV	按实物修改截面尺寸、增加排线图	DESCRIPTION
-----	-----------------	-------------

2018.08.17	DATE
------------	------

