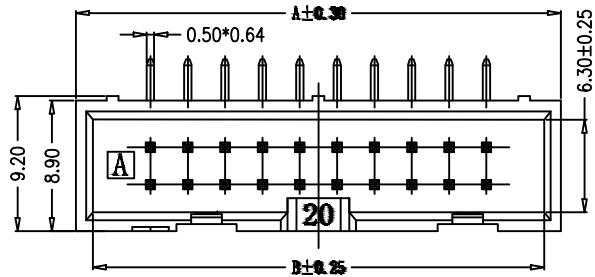


HSF



PIN	A	B	C	D	E	F
10P	20.20	18.00	10.16	15.30	18.00	7.65
16P	27.92	25.62	17.78	22.92	25.62	11.46
20P	33.00	30.70	22.86	28.00	30.70	14.00
26P	40.62	38.32	30.48	35.62	38.32	17.81
34P	50.78	48.48	40.64	45.78	48.48	22.89
40P	58.40	56.10	48.26	53.40	56.10	26.70

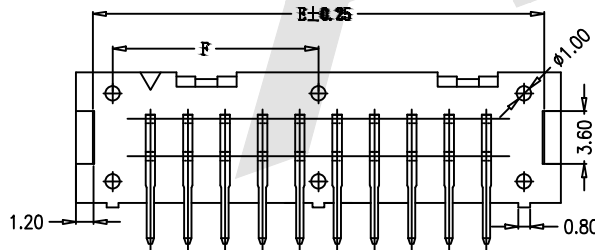
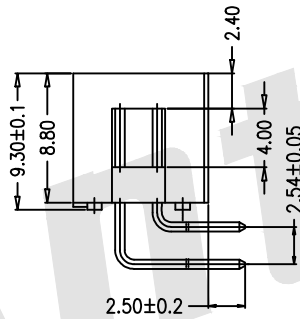
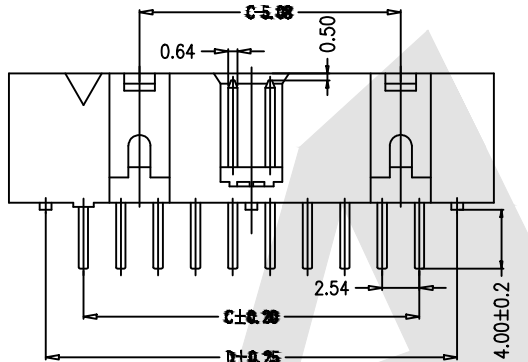
### SPECIFICATION

Current Rating: 3.0Amp  
 Insulation Resistance: 1000M Ω min  
 Contact Resistance: 20M Ω max  
 Withstand Voltage: 500V AC/DC  
 Operating Temperature: -40°C to +105°C  
 Contact Material: Brass  
 Contact Plating: Au or Sn Over Ni  
 Insulator Material: PBT/PA6T+30%GF UL 94V-0

### Ordering Code:

BHDR03 - X - X - X - X  
 ① ② ③ ④ ⑤ ⑥

- ① Series No:  
10 16 20  
26 34 40
- ② No. of Contacts
- ③ Contact Plating:  
G0:Gold flash S0:Selective  
G1:3U" Gold S1:Selective 3u"  
G2:5u" Gold S2:Selective 5u"  
G3:10u "Gold S3:Selective 10u"  
G4:15u" Gold S4:Selective 15u"  
G5:30u" Gold S5:Selective 30u"  
SN:Tin
- ④ Color Insulator  
B:Black  
U:Blue  
G:Gray
- ⑤ Insulator Material  
A:PBT  
B:PA6T  
C:LCP  
D:PA46  
E:PA9T
- ⑥ Packing  
A:Tray  
B:Bag  
T:Tube  
U:Tube+CAP  
R:Tape&Reel  
W:Tape&Reel+CAP



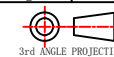
Unless Otherwise specified tolerance  
 X. ±0.35 X.XX: ±0.20  
 X.X: ±0.25 X.XXX: ±0.15

**Antenk** ANTENK ELECTRONICS CO.,LTD  
 Http://www.antenk.com  
 E-mail:sales@antenk.com

SCALE: As Shown UNIT: mm  
 DRAW YG ZHONG DATE 01/05/2016  
 CHECK BobYang DATE 01/05/2016

TITLE:  
2.54mm Box header Right angle H=9.3mm

DRAWING NO: BHDR03-XXXXX  
 PRODUCT NO: BHDR03-XXXXX



REV	DESCRIPTION	DATE