HSF Pb RoHS

A

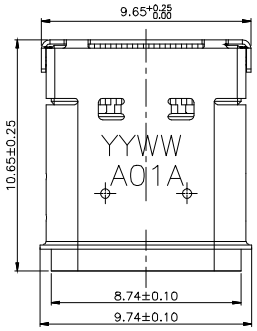

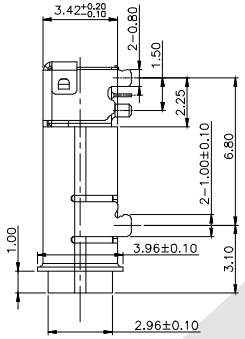

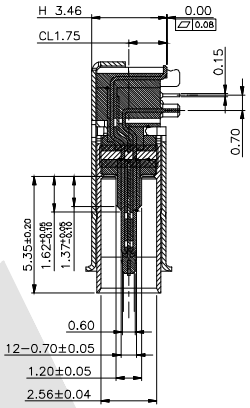

SECTION A-A

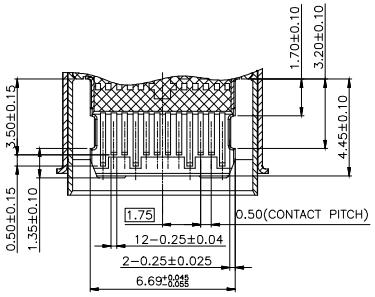

SECTION B-B

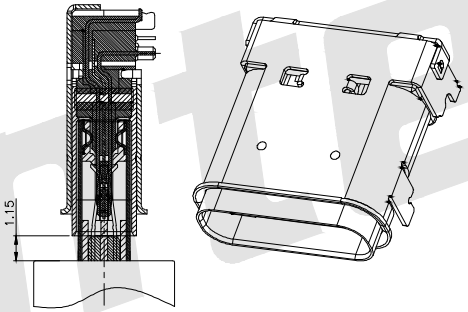

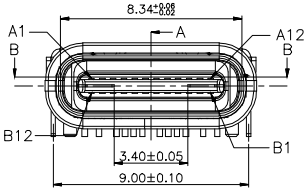

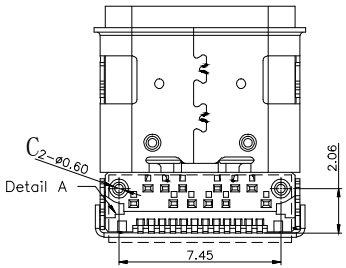

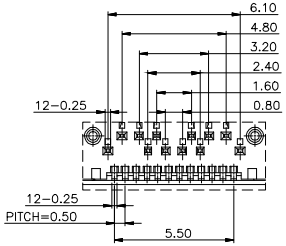

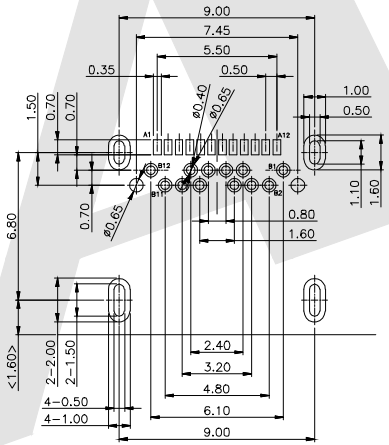

RECOMMEND P.C.B LAYOUT(COMPONENT SIDE)

TOLERANCE FOR PCB LAYOUT is±0.05

KEEP OUT AREA

Pin	Signal Name	Mating Sequence	Pin	Signal Name	Mating Sequence
A1	GND	First	B12	GND	First
A2	SSTXp1	Second	B11	SSTXp1	Second
A3	SSTXn1	Second	B10	SSTXn1	Second
A4	VBUS	First	B9	VBUS	First
A5	CC1	Second	B8	SUB2	Second
A6	Dp1	Second	B7	Dn2	Second
A7	Dn1	Second	B6	Dp2	Second
A8	SBU1	Second	B5	CC2	Second
A9	VBUS	First	B4	VBUS	First
A10	SSRXn2	Second	B3	SSRXn2	Second
A11	SSRXp2	Second	B2	SSRXp2	Second
A12	GND	First	B1	GND	First
SHELL		GND	SHELL		GND

NOTE:

1. MATERIAL:
   - 1.1 Insulator:high temperature plastic UL94V-0
   - 1.2 Contact:Copper alloy(t=0.15mm)
   - 1.3 Shell:stainless steel(t=0.20mm)
2. ELECTRICAL CHARACTERISICS:
   - 2.1 Contact resistance:40mΩMax for initial,10mΩ Change after test,measure at 20mV,100mA
   - 2.2 Contact current rating:5A for collectively power supply Pin(PINA1,A4,A9,A12,B1,B4,B9,B12);1.25A For Vconn Pin ;0.25A FOR Other signal pin
   - 2.3 Dielectric withstanding voltage:100v ac r.m.s
   - 2.4 Insulation resistance 100MΩ Min
   - 2.5 Operating temperature:-40℃-85℃
3. MECHANICAL CHARACTERISTICS
   - 3.1Mating force:5-20N
   - 3.2Unmated force:6-20N after test
4. Plating:
   - 4.1Terminal contact:(see tab)gold plating all over 50u"Min nickel and 80u"min tin all over 50u" min nickel on solder area
   - 4.2 Out shell:50u"Min.Nickel all over
   - 4.3 Inner shell:Degrease

Ordering Code:

WU3.1FM01 - X - L - X - X - X

① ② ③ ④ ⑤ ⑥

① Series No:

② Shell Material:
B:Brass
S:Stainless steel

③ Insulator Material:
L:LCP

④ Contact Material:
B:Brass
P:Phosphor Copper

⑤ Contact Plating:
G0: Gold flash
G1: 3u" Gold
G2: 5u" Gold
G3: 10u" Gold
G4: 15u" Gold
G5: 30u" Gold

⑥ Packing:
A:Tray
B:Bag
C:Tube
D:Tape & Reel

Unless Otherwise specified tolerance
X.±0.35 X.XX:±0.20
X.X:±0.25 X.XXX:±0.15

SCALE: As Shown	UNIT: mm
DRAW Lv Xun Hua	DATE 08/07/2019
CHECK BobYang	DATE 08/07/2019

3rd ANGLE PROJECTION

ANTENK ELECTRONICS CO,.LTD
Http://www.antenk.com
E-mail:sales@antenk.com

TITLE:

USB 3.1 CF Waterproof CL1.75 H3.46mm dip type

DRAWING NO: WU3.1FM01-XLXXX

PRODUCT NO: WU3.1FM01-XLXXX

REV	DESCRIPTION	DATE