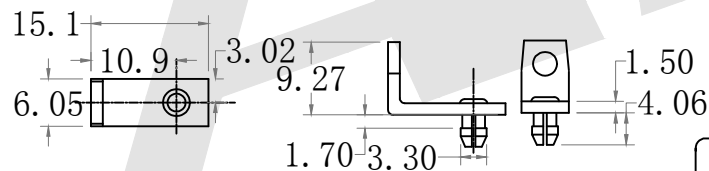
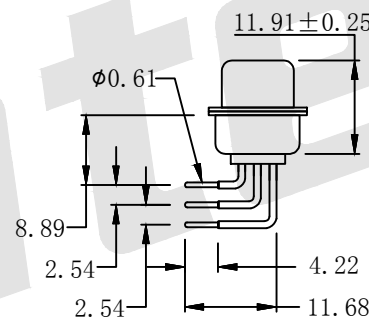
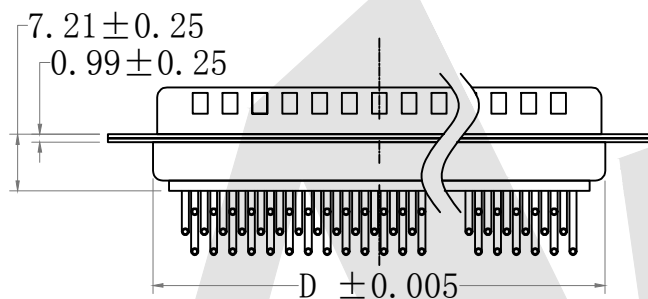
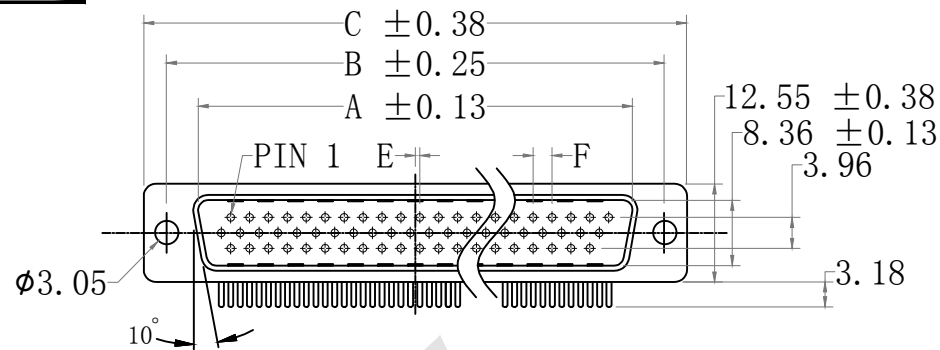
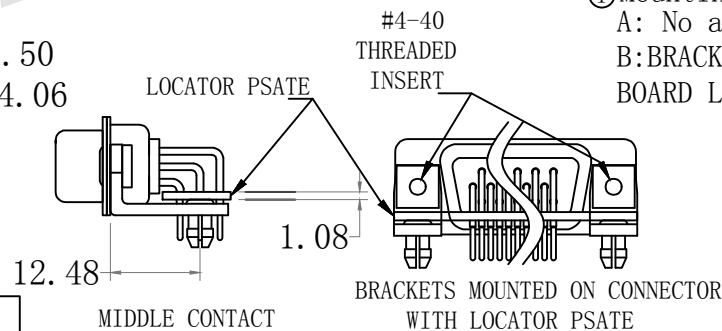


HSF



MOUNTING BRACKET WITH BOARD LOCK



BRACKETS MOUNTED ON CONNECTOR WITH LOCATOR PSATE

MATERIALS AND FINISH

SHELL: STEEL MATERIAL, FRONT SHELL NICKEL FINISHED
 BACK SHELL NICKEL FINISHED
 INSULATOR: PBT THERMOPLASTIC, 30% GLASS
 FILLED, UL 94V-0 RATED, WHITE COLOR

CONTACT MATERIAL: BRASS
 CONTACT FINISH: FULL 2u" GOLD
 ELECTRICAL CHARACTERISTICS

CONTACT CURRENT RATING : 5.0 AMPS
 CONTACT RESISTANCE : 30 MILLIOHMS MAX.
 DIELECTRIC WITHSTANDING VOLTAGE : 1000 V AC MIN
 INSULATION RESISTANCE : 5000 MEGAOHMS MIN
 TEMPERATURE RATING : -55°C ~ +105°C

Ordering Code:

MHDR01 - M - X - X - X - X
 ① ② ③ ④ ⑤ ⑥

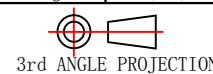
- ① MHDR Series
- ② Contact Type:
M: male
- ③ Contact NO.:
15=15pin 26=26pin
44=44pin 62=62pin
- ④ Mounting Option:
A: No accessories
B: BRACKET WITH #4-40 INSERT,
BOARD LOCK AND LOCATOR PLATE

- ⑤ Insulation Color Code:
B: Black G: Grey
W: White L: Blue
- ⑥ Contact Plating
S: Selective Gold
S1: Selective 3u" Gold
S2: Selective 5u" Gold
S3: Selective 10u" Gold
S4: Selective 15u" Gold
S5: Selective 30u" Gold
G0: Gold flash
G1: 3u" Gold over
G2: 5u" Gold over
G3: 10u" Gold over
G4: 15u" Gold over
G5: 30u" Gold over

DIMENSIONS (mm)						
No. OF PINS	A	B	C	D	E	F
15	16.92	25.00	30.81	19.28	0.25	2.29
26	25.25	33.33	39.14	27.51	0.51	2.29
44	38.96	47.04	53.04	41.28	0.51	2.29
62	55.42	63.50	69.32	57.71	0.58	2.39

Unless Otherwise specified tolerance
 X. ±0.35 X.XX: ±0.20
 X.X: ±0.25 X.XXX: ±0.15

SCALE: As Shown UNIT: mm
 DRAW Lv Xun Hua DATE 04/03/2019
 CHECK BobYang DATE 04/03/2019



Antenk ANTENK ELECTRONICS CO., LTD
 Http://www.antenk.com
 E-mail: sales@antenk.com

TITLE: D-SUB High density R/A PCB MALE MACHINE
 PIN(8.89mm FOOTPRINT)

DRAWING NO: MHDR01-MXXXX

PRODUCT NO: MHDR01-MXXXX

D

D

REV	DESCRIPTION	DATE