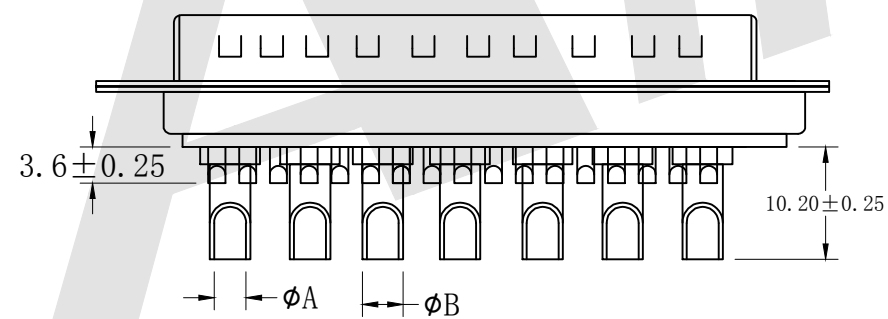
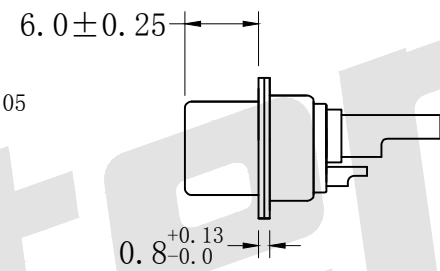
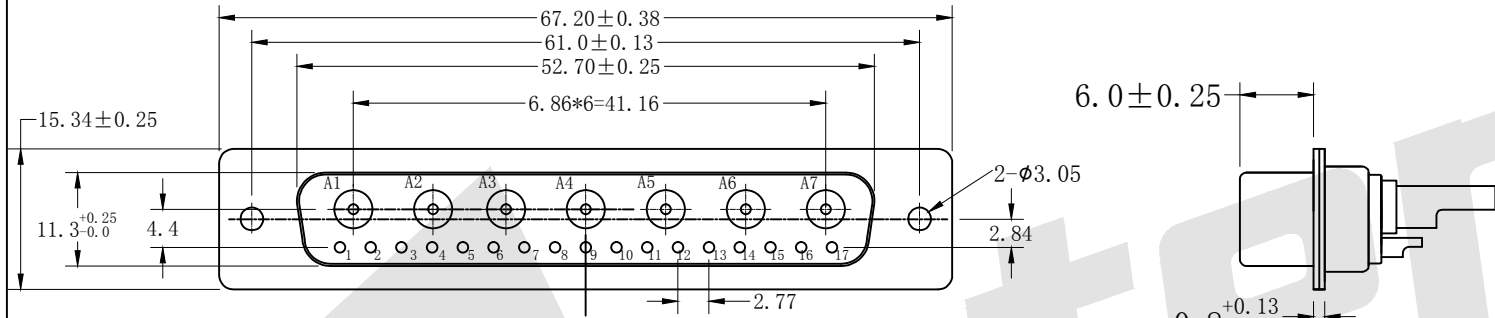


HSF



SPECIFICATIONS:
ELECTRICAL:
 INSULATOR RESISTANCE: 5,000 MegOHMS Min.
 DIELECTRIC WITHSTANDING: 1,000 VAC r.m.s.
 OPERATING TEMPERATURE: -55°C~+125°C
 CONTACT RESISTANCE: 30 MILLIOHMS Max.
 POWER PINS: SEE PART No. BELOW
 SIGNAL PINS: 3AMPS
MECHANICAL:
 CONTACT INSERTION FORCE: 4.5kg Max
 CONTACT SEPARATOR FORCE: 0.3kg Min
MATERIALS:
 CONTACTS: BRASS
 INSULATOR: PBT UL94V-0 RATED,
 230°C PROCESS TEMP.
 STEEL
 SHELL: NICKEL
 FINISH:
 SHELL:

Ordering Code:
 PDB24W7 -M -G0 -B -20
 ① ② ③ ④ ⑤

- ① Series
- ② Contact Type:
M:Male F:Female
- ③ Contact NO. :
G0: Gold flash G1: 3u" Gold
G2: 5u" Gold G3: 10u" Gold
G4: 15u" Gold G5: 30u" Gold
- ④ Insulation Color Code:
B:Black L:Blue
W:White
- ⑤ Power AMP:
10 = 10AMPS; 20 = 20AMPS;
30 = 30AMPS; 40 = 40AMPS;

40 AMPS	φ4.6	φ5.5
30 AMPS	φ3.4	φ4.4
20 AMPS	φ2.6	φ3.6
10 AMPS	φ1.75	φ2.54
Current Rating	φA	φB
	Dimension	

Unless Otherwise specified tolerance
 X. ±0.35 X.XX: ±0.20
 X.X: ±0.25 X.XXX: ±0.15

Antenk® ANTENK ELECTRONICS CO.,LTD
 Http://www.antenk.com
 E-mail:sales@antenk.com

SCALE: As Shown	UNIT: mm
DRAW Lv Xun Hua	DATE 27/05/2019
CHECK BobYang	DATE 27/05/2019

TITLE:
 POWER D-SUB 21W4 SOLDER CUP-MALE
 DRAWING NO: PDB24W7-MXXX
 PRODUCT NO: PDB24W7-MXXX

REV	DESCRIPTION	DATE

