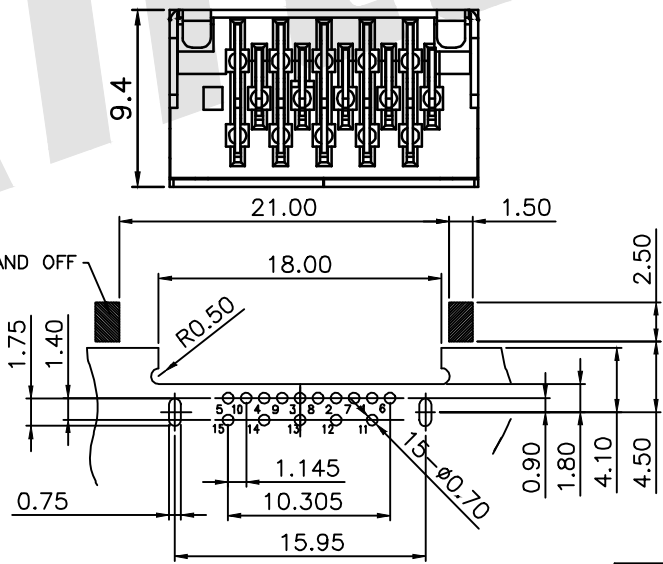
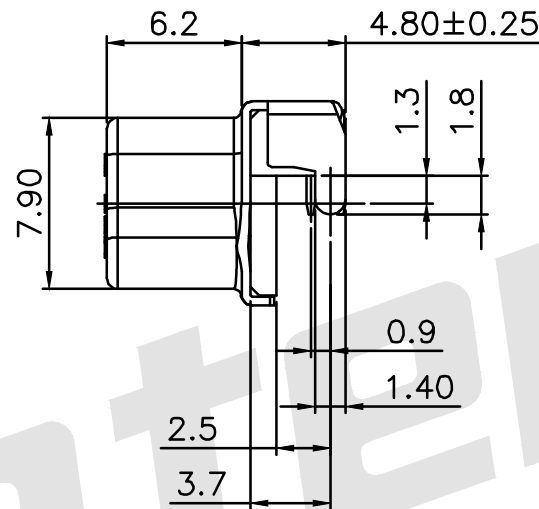
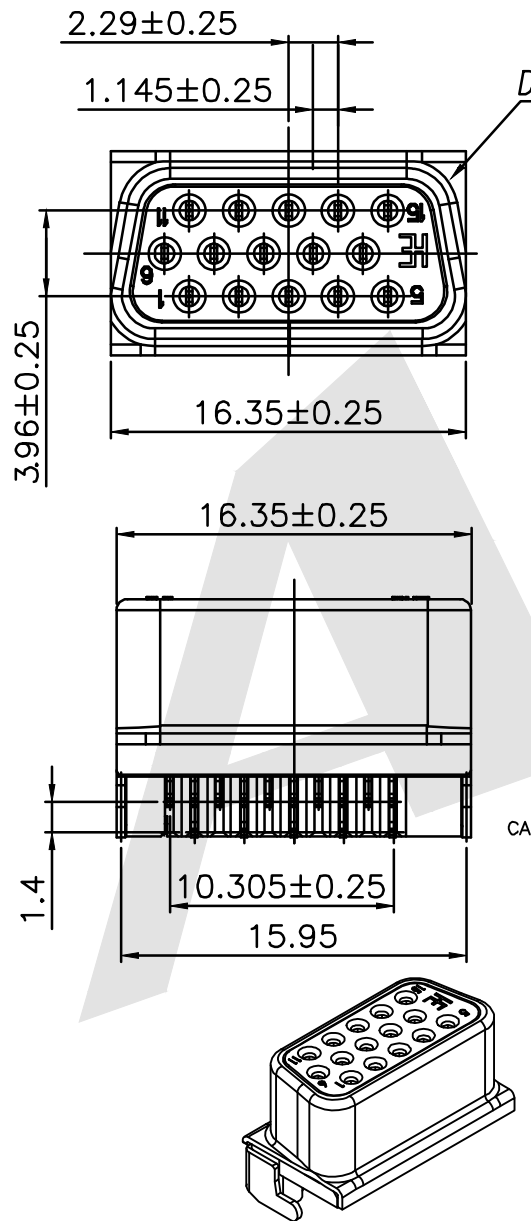


HSF  **R6HS**



Recommend PCB Layout PCB Thickness: 1.20mm
PCB Layout tolerance: ± 0.05 mm

SPECIFICATION:
ELECTRICAL CHARACTERISTICS
 Contact Current Rating: 3A
 Contact Voltage Rating: 250V AC
 Dielectric withstanding voltage: 500VAC rms
 Insulation resistance: 5000 megohms min
 Contact Resistance: 30mΩ max
 Temperature range: -55°C ~ 105°C

MECHANICAL:
 Insertion Force: 3.5kg max
 Withdrawal force: 0.5kg min
 Durability : 5000 cycles

Ordering Code:
 SDR11 - 15F - X - X
 ① ② ③ ④

- ① SDR11
- ② Contact Type:
15F: 15pin Female
- ③ Color Code:
B: Black W: White
L: Blue G: Grey
- ④ Contact Plating
S: Selective Gold
S1: Selective 3u" Gold
S2: Selective 5u" Gold
S3: Selective 10u" Gold
S4: Selective 15u" Gold
S5: Selective 30u" Gold
G0: Gold flash
G1: 3u" Gold over
G2: 5u" Gold over
G3: 10u" Gold over
G4: 15u" Gold over
G5: 30u" Gold over

Unless Otherwise specified tolerance
 X.0: ± 0.35 X.XX: ± 0.20
 X.X: ± 0.25 X.XXX: ± 0.15

Antenk  ANTENK ELECTRONICS CO., LTD
 Http://www.antenk.com
 E-mail: sales@antenk.com

SCALE: As Shown UNIT: mm
 DRAW Lv Xun Hua DATE 23/03/2019
 CHECK Bob Yang DATE 23/03/2019

TITLE: VGA Short Body Female, Reverse Sink
 CL=1.3mm
 DRAWING NO: SDR11-15FXX
 PRODUCT NO: SDR11-15FXX



REV	DESCRIPTION	DATE
1		
2		
3		
4		
5		