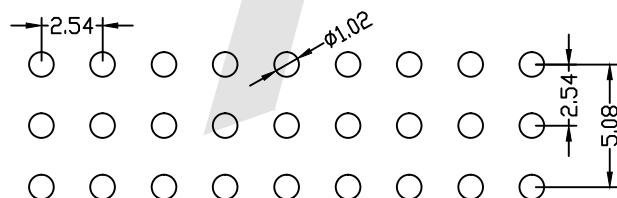
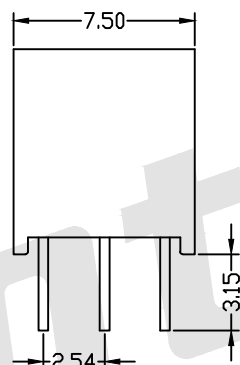
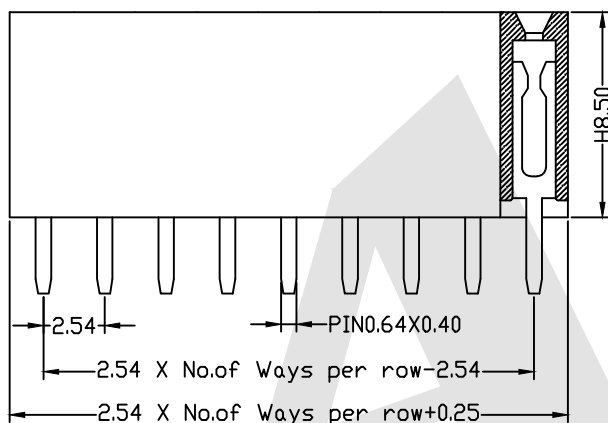
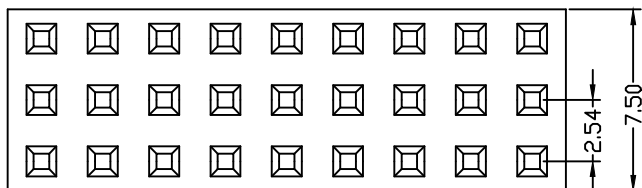


HSF



PCB LAYOUT

SPECIFICATION

Current Rating: 3.0 Amp
 Insulation Resistance: 1000M ohms min
 Contact Resistance: 20M ohms max
 Dielectric Withstanding: AC500V
 Operating Temperature: -65°C to +125°C
 Contact Material: Brass
 Insulator Material: PBT,UL 94V-0 Black

Ordering Code:

FHES19 - X - X - T - X - X - X
 ① ② ③ ④ ⑤ ⑥ ⑦

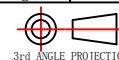
- ① Series No:
- ② No. of Contacts
06 To 120
- ③ Contact Plating:
G0:Gold flash S0:Selective
G1:3U" Gold S1:Selective 3u"
G2:5u" Gold S2:Selective 5u"
G3:10u" Gold S3:Selective 10u"
G4:15u" Gold S4:Selective 15u"
G5:30u" Gold S5:Selective 30u"
SN:Tin
- ④ Connector Type
T:Three
- ⑤ Plastic High:
H:8.5
Please mark the desired length in the H
- ⑥ Insulator Material
A:PBT
B:PA6T
C:LCP
D:PA46
E:PA9T
- ⑦ Packing
A:Tray
B:Bag
T:Tube
U:Tube+CAP
R:Tape&Reel
W:Tape&Reel+CAP

Unless Otherwise specified tolerance
 X. ±0.35 X.XX: ±0.20
 X.X: ±0.25 X.XXX: ±0.15

Antenk ANTENK ELECTRONICS CO., LTD
 Http://www.antenk.com
 E-mail:sales@antenk.com

SCALE: As Shown UNIT: mm
 DRAW YG ZHONG DATE 01/05/2016
 CHECK BobYang DATE 01/05/2016

TITLE:
 2.54mm Female Header Three Row Straight Type H:8.5



DRAWING NO: FHES19-XXTXXX
 PRODUCT NO: FHES19-XXTXXX

REV	DESCRIPTION	DATE