
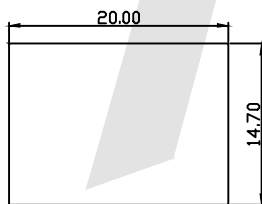
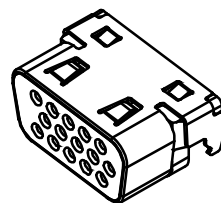
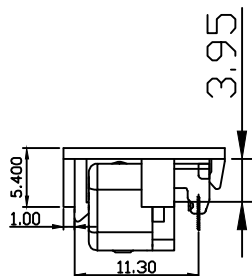
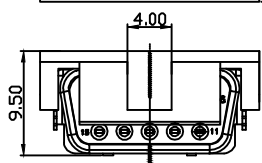
 CAP STAND OFF  PRODUCT STAND OFF

RECOMMENDED P.C.B LAYOUT (P.C.B THICKNESS:1.2mm)
WITHOUT LOCKING FUNCTION



Assembly CAP Drawing



SPECIFICATION:

ELECTRICAL CHARACTERISTICS

Contact Current Rating:1A

Contact Voltage Rating: 240V AC

Dielectric withstanding voltage:500VAC rms

Insulation resistance:5000 megohms min

Contact Resistance:30mΩ max

Temperature range:-55℃~+105℃

Recommned PCB Thickness 1.00~1.20mm

Ordering Code:

SDR12 - 15F - X - X

① ② ③ ④

① SDR12

② Contact Type:
15F:15pin Female

③ Color Code:
B:Black W:White
L:Blue G:Grey

④ Contact Plating

- S: Selective Gold
- S1: Selective 3u" Gold
- S2: Selective 5u" Gold
- S3: Selective 10u" Gold
- S4: Selective 15u" Gold
- S5: Selective 30u" Gold
- G0: Gold flash
- G1: 3u" Gold over
- G2: 5u" Gold over
- G3: 10u" Gold over
- G4: 15u" Gold over
- G5: 30u" Gold over

Unless Otherwise specified tolerance
X.±0.35 X.XX:±0.20
X.X:±0.25 X.XXX:±0.15

SCALE: As Shown UNIT: mm
DRAW Lv Xun Hua DATE 23/03/2019
CHECK Bob Yang DATE 23/03/2019



 ANTEK ELECTRONICS CO., LTD
Http://www.antenk.com
E-mail:sales@antenk.com

TITLE: VGA Short Body Female, Standard CL=0 Slim Type

DRAWING NO: SDR12-15FXXX

PRODUCT NO: SDR12-15FXXX

REV	DESCRIPTION	DATE