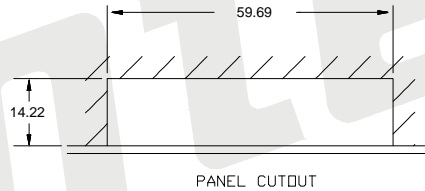
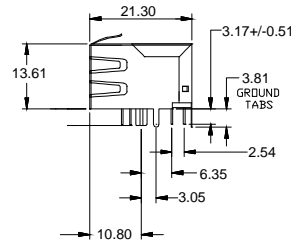
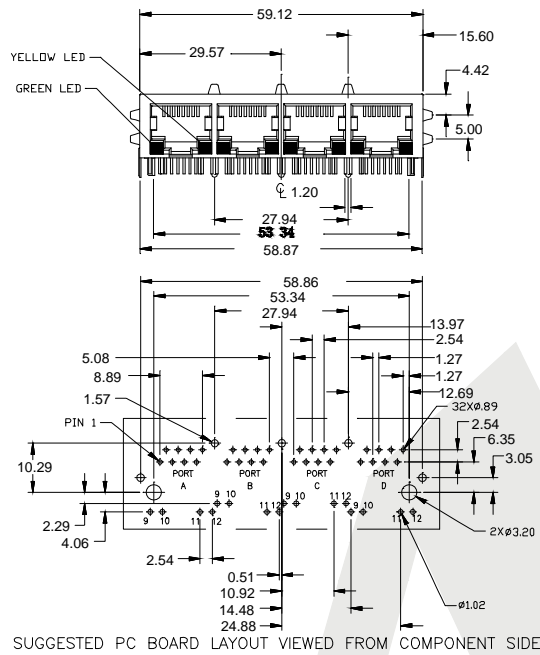


HSF



ROHS



SPECIFICATIONS:

- Material:
    - Housing: Glass Filled Polyester UL94V-0
    - Contact: Phosphor Bronze, Ø0.46mm
    - Plating: Gold Plating Over Nickel
  - Electrical Characteristic:
    - Voltage Rating: 125 VAC RMS
    - Current Rating: 1.5 AMP
    - Contact Resistance: 45 Milliohms Max
    - Insulation Resistance: 1000 Megohms Min@500V DC
    - Dielectric Withstanding Resistance: 1000V AC RMS 60HZ, 1 Min
  - Mechanical Characteristic:
    - Durrability: 750 Cycles Min
    - PCB Retention PRE-Solder: 1 LB Min
  - Environmental:
    - Storage: -40° C To 85° C
    - Operation: 0° C To 70° C
- Mates With Modular Plug Conforming To FCC Part 68, Subpart F

ATRJ5922 - 8P - 8C - X - C - C - B

① ② ③ ④ ⑤ ⑥ ⑦

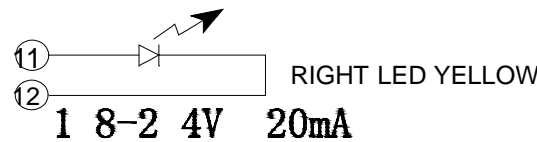
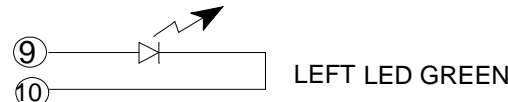
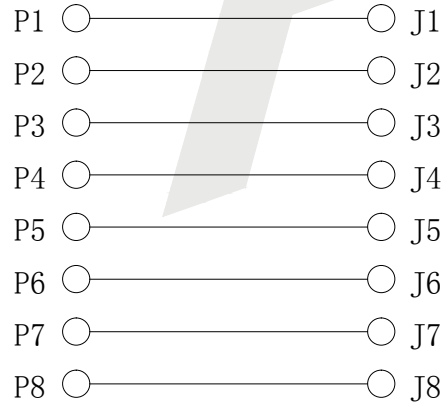
- ① SERIES NO:
- ② NUMBER OF POSITIONS (10P, 8P, 6P, 4P)
- ③ NUMBER OF CONTACTS (10C, 8C, 6C, 4C)
- ④ Contact Plating
- ⑤ Shield
- ⑥ Ports
- ⑦ LED STYLE:

- G0: Gold flash
- G1: 3U" Gold
- G2: 5U" Gold
- G3: 10U" Gold
- G4: 15U" Gold
- G5: 30U" Gold
- SN: Tin
- A: 1X1P
- B: 1X2P
- C: 1X4P
- D: 1X5P
- E: 1X6P
- F: 1X8P
- H: 2X2P
- I: 2X3P
- J: 2X4P
- K: 2X6P
- L: 2X8P

- A: W/O Shield
- B: Half Shield
- C: Shield W/Eml
- D: Shield W/O Eml
- A: W/O LED
- B: LEFT YELLOW/RIGHT GREEN
- C: LEFT GREEN/RIGHT YELLOW
- D: LEFT RED/RIGHT GREEN
- E: LEFT GREEN/RIGHT RED
- F: LEFT YELLOW/RIGHT YELLOW
- G: LEFT GREEN/RIGHT GREEN

PCB SIDE

CABLE SIDE



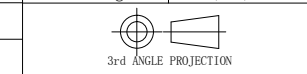
1 8-2 4V 20mA

Unless Otherwise specified tolerance  
 X. ±0.35 X.XX: ±0.20  
 X.X: ±0.25 X.XXX: ±0.15

**Antenk** ANTENK ELECTRONICS CO., LTD  
[Http://www.antenk.com](http://www.antenk.com)  
 E-mail: sales@antenk.com

SCALE: As Shown	UNIT: mm
DRAW Wu Feng Rong	DATE 22/03/2018
CHECK BobYang	DATE 22/03/2018

TITLE:  
RJ45 Jack side entry 1X4P shielded with LED & EMI



DRAWING NO: ATRJ5922-8P8C-X-C-C-B  
 PRODUCT NO: ATRJ5922-8P8C-X-C-C-B

REV	DESCRIPTION	DATE
1		
2		
3		
4		
5		