



Material:

Housing: Temperature Thermoplastics, PBT+G.F UL 94V-0

Contact: Brass or Bronze

Shell: Steel Nickel Plating All Area

Electical Characteristics:

Current Rating: 5A

Contact Resistance: 30 milliohms Max

Withstanding Voltage: 1000V AC For 1 Minute

Insulation Resistance: 5000 Megohms Min

Operating Temperature: -55° C to +105° C

Ordering Code:

HDDR01- FM - X - X - X - X - X

① ② ③ ④ ⑤ ⑥ ⑦

① Dual Port Angle DIP

② Contact Type:

FM:Female TO Male

③ Contact NO.:

P1=15 TO 15 P2=26 TO 26

P3=44 TO 44 P4=62 TO 62

④ Row Spacing:

A: Dim. E=15.88mm

B: Dim. E=19.05mm

C: Dim. E=22.86mm

⑥ Color Code:

B:Black L:Blue

W:White G:Grey

⑦ Contact Plating

S: Selective Gold

S1:Selective 3u" Gold

S2:Selective 5u" Gold

S3:Selective 10u" Gold

S4:Selective 15u" Gold

S5:Selective 30u" Gold

G0: Gold flash

G1: 3u" Gold over

G2: 5u" Gold over

G3: 10u" Gold over

G4: 15u" Gold over

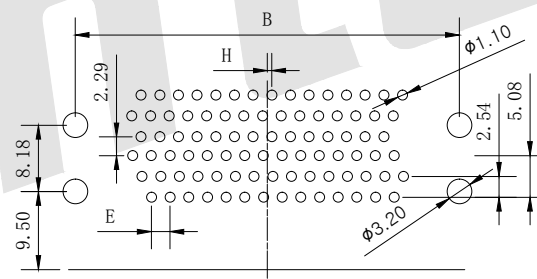
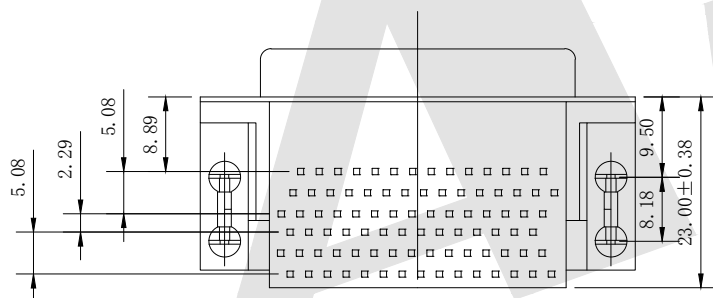
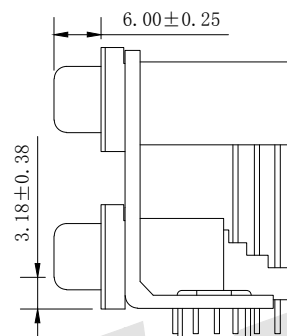
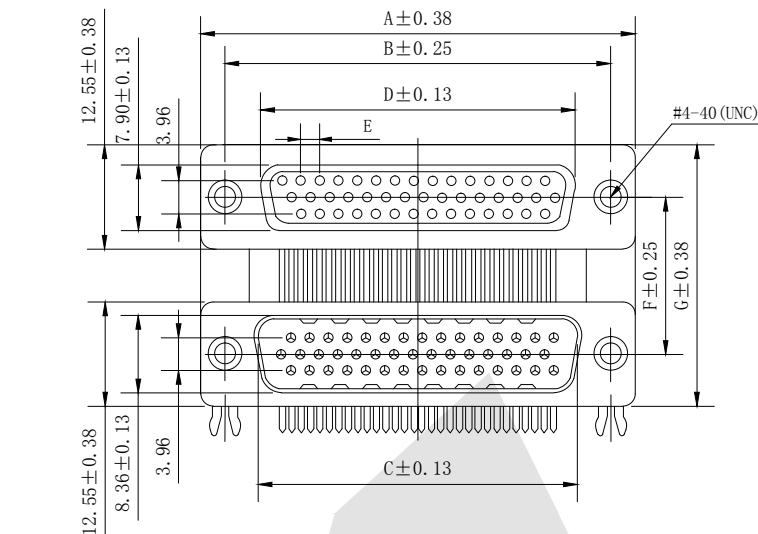
G5: 30u" Gold over

⑤ Other Option:

C:Riveted ground hooks with #4-40UNC Open

S1:Riveted ground hooks Pre-Loaded #4-40UNC Hex screws 5.8mm

S2:Riveted ground hooks Pre-Loaded #4-40UNC Hex screws 4.8mm



P. G. B EDGE RECOMMENDED P. C. B LAYOUT

No.of Contacts	Dim.A	Dim.B	Dim.C	Dim.D	Dim.E	Dim.F	Dim.G	Dim.H
15	30.81	24.99	16.92	16.33	2.29	15.88	28.40	0.25
26	39.14	33.32	25.50	24.66	2.29			0.51
44	53.04	47.04	38.96	38.38	2.29	19.08	31.60	0.51
62	69.32	63.50	55.42	54.84	2.41			0.58

Unless Otherwise specified tolerance
 X. ± 0.35 X.XX: ± 0.20
 X.X: ± 0.25 X.XXX: ± 0.15

Antenk® ANTENK ELECTRONICS CO., LTD
[Http://www.antenk.com](http://www.antenk.com)
 E-mail:sales@antenk.com

SCALE: As Shown UNIT: mm
 DRAW Wu Feng Rong DATE 06/08/2019
 CHECK BobYang DATE 06/08/2019

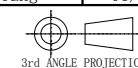
TITLE: D-SUB P.C.B High density Dual Port Right Angle Female TO Male(stamped Pin)

Revise code number S1,S2 option

2019.08.06

REV DESCRIPTION

DATE



DRAWING NO: HDDR01-FMXXXXX

PRODUCT NO: HDDR01-FMXXXXX