HSF Pb RoHS

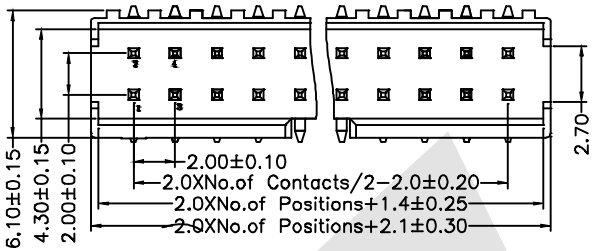

Recommended P.C.B Layout(Top Side)
(PCB BOARD TOLERANCE±0.05)

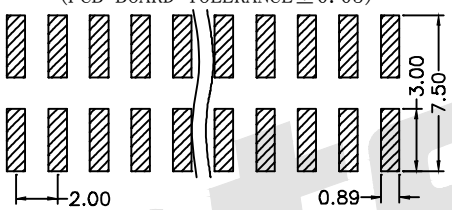

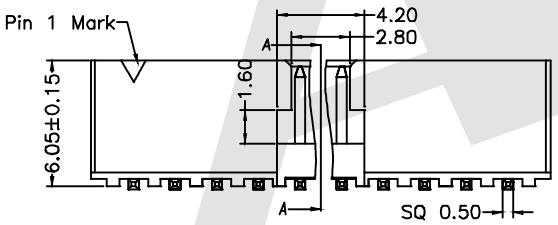

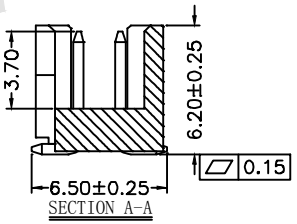

SPECIFICATION:

Current Rating:	2.0 Amp
Insulation Resistance:	1000MΩ min
Contact Resistance:	20MΩ max
Withstand Voltage:	500V AC/DC
Operating Temperature:	-40° C to +105° C
Contact Material:	Brass
Contact Plating:	Au or Sn Over Ni
Insulator Material:	PA6T+30%GF UL 94V-0

Ordering Code:

BHCM04 - X - X - X - X - X
① ② ③ ④ ⑤ ⑥

①Series No:

②No. of Contacts
06 08 10 14
16 20 24 26
30 34 40 44
50 60

③Contact Plating:
G0:Gold flash S0:Selective
G1:3U″ Gold S1:Selective 3u″
G2:5u″ Gold S2:Selective 5u″
G3:10u ″Gold S3:Selective 10u″
G4:15u″ Gold S4:Selective 15u″
G5:30u″ Gold S5:Selective 30u″
SN:Tin

④Color Insulator
B:Black
U:Blue
W:White

⑤Insulator Material
B:PA6T
C:LCP
E:PA9T

⑥Packing
A:Tray
B:Bag
T:Tube
U:Tube+CAP
R:Tape&Reel
W:Tape&Reel+CAP

REV	DESCRIPTION	DATE

Unless Otherwise specified tolerance
X.±0.35 X.XX:±0.20
X.X:±0.25 X.XXX:±0.15

SCALE: As Shown	UNIT: mm
DRAW YG ZHONG	DATE 01/05/2016
CHECK BobYang	DATE 01/05/2016

3rd ANGLE PROJECTION

ANTENK ELECTRONICS CO,.LTD
Http://www.antenk.com
E-mail:sales@antenk.com

TITLE: 2.0 Box Header SMT
Type H=6.1mm

DRAWING NO: BHCM04-XXXXX
PRODUCT NO: BHCM04-XXXXX

Antenk