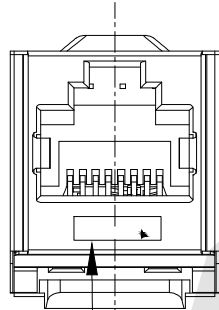
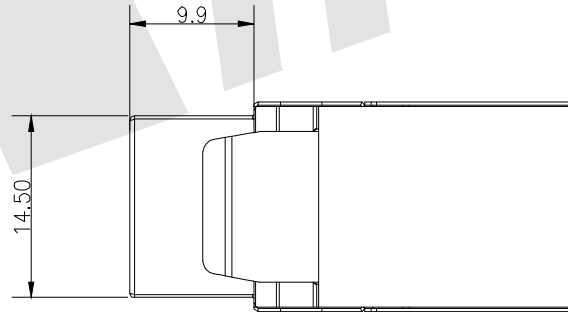
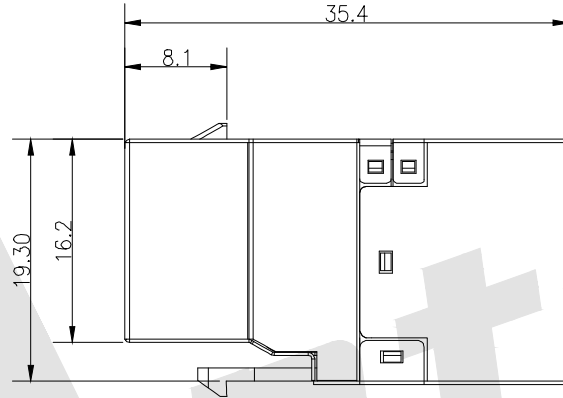


HSF



LOGO ABOVE THE SURFACE
0.20mm



NOTE:

ELECTRICAL:

1. VOLTAGE RATING:125 VAC RMS
2. CURRENT RATING:1.5AMP
3. CONTACT RESISTANCE:100MILLIONHMS MAX
4. INSULATION RESISTANCE:1000MEGOHMS MI @500 VDC
5. DIELECTRIC STRENGTH:750 VAC RMS 60Hz, 1MIN

ENVIRONMENTAL:

1. STORAGE: -40°C TO +85°C
 2. OPERATION:0°C TO +70°C
- CONFORM TO ANSI/TIA/EIA 568 B. 2-1
MATES WITH MODULAR PLUG CONFORMING TO
FCC PART 68, SUBPART F

MECHANICAL:

1. HOUSING MATERIAL:PC UL94V-0
2. INSERT MATERIAL:PBT+20%GF UL94V-0
3. PCB MATERIAL:FR-4 THINKNESS:1.6mm
4. CONTACT MATERIAL:PHOSPHOR BRONZE STAMP
PIN T=0.35mm
5. IDC CONTACT MATERIAL:PHOSPHOR BRONZE
T=0.50mm WITH SILVER OR TIN OR NICKEL PLATING
6. WIRE :AWG 24~26

Ordering Code:

RJKS - 001
① ②

① Series:Keystone Jacks

② Serial number:

Unless Otherwise specified tolerance	
X. ±0.35	X.XX: ±0.20
X.X: ±0.25	X.XXX: ±0.15
SCALE: As Shown	UNIT: mm
DRAW Wu Sai	DATE 22/03/2018
CHECK BobYang	DATE 22/03/2018

Antenk® ANTENK ELECTRONICS CO.,LTD
Htp://www.antenk.com
E-mail:sales@antenk.com

TITLE:
Cat.6 shield Inline Coupler

DRAWING NO: RJKS-001

PRODUCT NO: RJKS-001



D

D

REV	DESCRIPTION	DATE
1		
2		
3		
4		
5		

1 2 3 4 5 6 7 8