

HSF

RoHS

Specifications

1. Voltage/crrrent rating:30V/0.3A AC;
2. Withstanding voltage:100V AC one minute;
3. Insulation resistance:50M Ω min.
4. Contact reresistance:100m Ω max.
5. Operating temperature range:-35℃ to 85℃ .

Material

1. Insulator:LCP UL 94-0 Black.
2. Terminal:copper alloy;
3. Metal fittings:copper alloy.

Plating

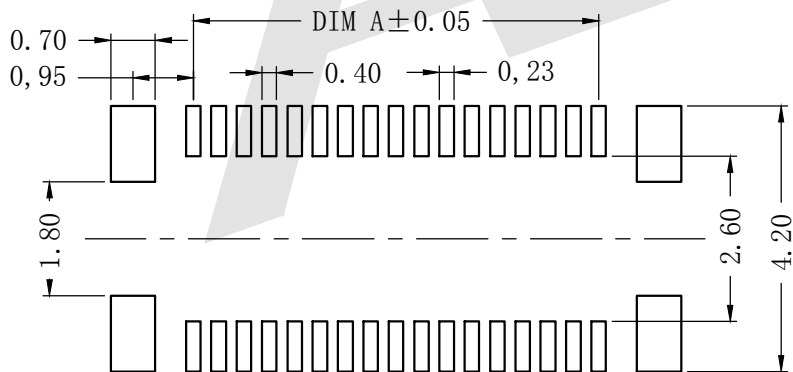
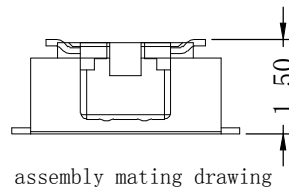
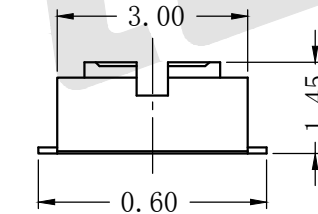
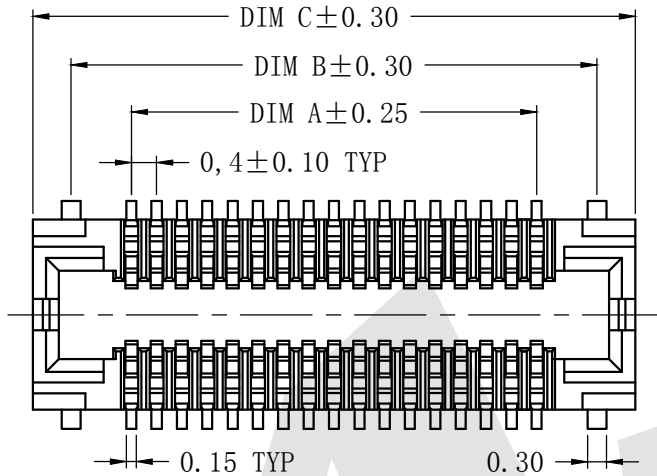
1. Terminal:Gold plating ;  
nickl 50" min. over all;
2. Metal fittings:TIN 100u" min. over nickel 50u".

Ordering Code:

BB0.4 - F - 1.5 - X - X - X - 03  
 ① ② ③ ④ ⑤ ⑥ ⑦

- ①Series NO:  
0.4mm Board to  
Board connector
- ②M:Male F:Female
- ③ mating Height:  
1.5=1.5mm
- ④ NO. of contacts:  
see table  
For example  
24:24poles
- ⑤ Contact Plating  
G0: Gold flash  
G1: 3u" Gold  
G2: 5u" Gold  
G3: 10u" Gold  
G4: 15u" Gold  
G5: 30u" Gold  
SN:Tin
- ⑥ Packing  
T:Tube A:Tray  
B:Bag U:Tube+CAP  
R:tape&Reel  
W:tape&Reel+CAP
- ⑦ serial number: 03

PIN.NO	A	B	C
10	4.95	3.55	1.60
24	7.75	6.35	4.40
40	10.95	9.55	7.60
60	14.95	13.55	11.60
70	16.95	15.55	13.60



**RECOMMENDED PCB LAYOUT**

Unless Otherwise specified tolerance  
 X. ±0.35 X.XX: ±0.20  
 X.X: ±0.25 X.XXX: ±0.15



ANTENK ELECTRONICS CO.,LTD  
 Http://www.antenk.com  
 E-mail:sales@antenk.com

SCALE: As Shown UNIT: mm  
 DRAW Mo Guo Xuan DATE 12/11/2018  
 CHECK BobYang DATE 12/11/2018

TITLE: 0.4mm Board to Board connector,  
 Female, mating Height=1.5mm

DRAWING NO: BB0.4F-1.5XXX03

PRODUCT NO: BB0.4F-1.5XXX03



3rd ANGLE PROJECTION

REV	DESCRIPTION	DATE