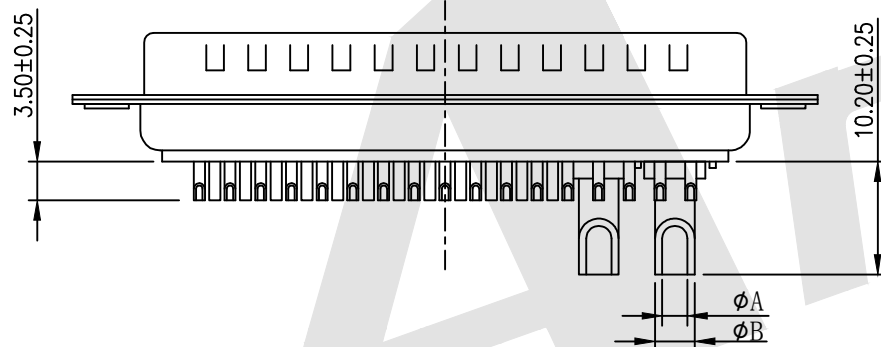
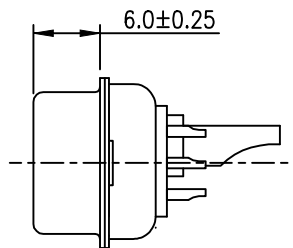
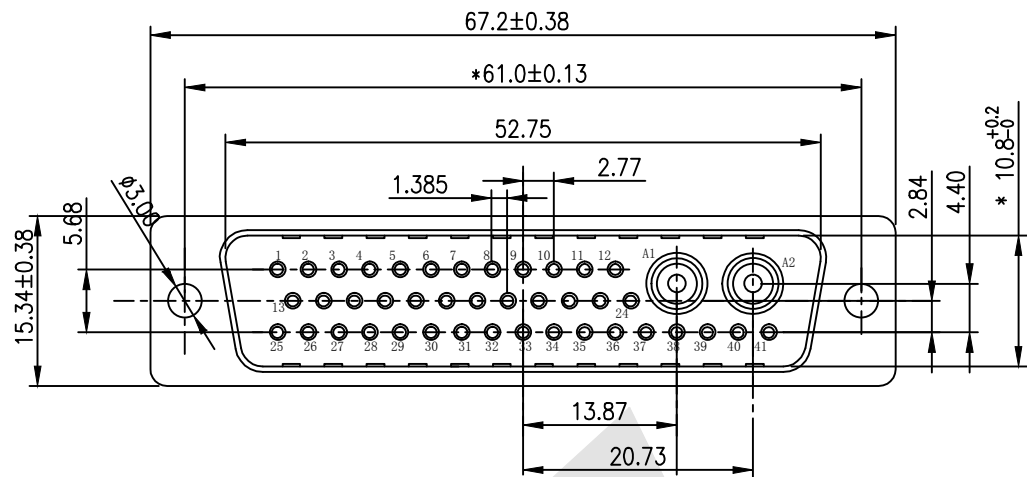


HSF



SPECIFICATIONS:

ELECTRICAL:
 INSULATOR RESISTANCE: 5,000 MegOHMS Min.
 DIELECTRIC WITHSTANDING: 1,000 VAC r. m. s.
 OPERATING TEMPERATURE: -55°C ~ +125°C
 CONTACT RESISTANCE: 30 MILLIOHMS Max.
 POWER PINS: SEE PART No. BELOW
 SIGNAL PINS: 3AMPS

MECHANICAL:
 CONTACT INSERTION FORCE: 4.5kg Max
 CONTACT SEPARATOR FORCE: 0.3kg Min

MATERIALS:
 CONTACTS: BRASS
 INSULATOR: PBT UL94V-0 RATED, 230°C PROCESS TEMP.
 SHELL: STEEL
 FINISH: NICKEL
 SHELL: NICKEL

Ordering Code:

PDB43W2 - M -G0 -B -20
 ① ② ③ ④ ⑤

- ① Series
- ② Contact Type:
M:Male F:Female
- ③ Contact NO. :
G0: Gold flash G1: 3u" Gold
G2: 5u" Gold G3: 10u" Gold
G4: 15u" Gold G5: 30u" Gold
- ④ Insulation Color Code:
B:Black L:Blue
W:White
- ⑤ Power AMP:
10 = 10AMPS; 20 = 20AMPS;
30 = 30AMPS; 40 = 40AMPS;

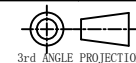
40 AMPS	ϕ4.6	ϕ5.5
30 AMPS	ϕ3.4	ϕ4.4
20 AMPS	ϕ2.6	ϕ3.6
10 AMPS	ϕ1.75	ϕ2.54
Current Rating	ϕA	ϕB
	Dimension	

Unless Otherwise specified tolerance
 X. ±0.35 X.XX: ±0.20
 X.X: ±0.25 X.XXX: ±0.15

Antenk® ANTENK ELECTRONICS CO.,LTD
 Http://www.antenk.com
 E-mail:sales@antenk.com

SCALE: As Shown UNIT: mm
 DRAW: Lv Xun Hua DATE: 27/05/2019
 CHECK: BobYang DATE: 27/05/2019

TITLE: 43W2 FEMALE SOLDER TYPE



DRAWING NO: PDB43W2-MXXX
 PRODUCT NO: PDB43W2-MXXX

REV	DESCRIPTION	DATE
1	2	3
4	5	6
7	8	