

HSF




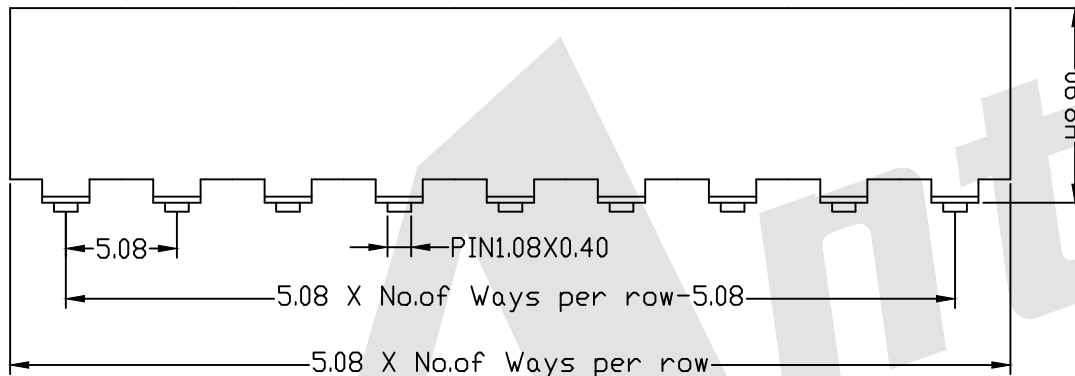
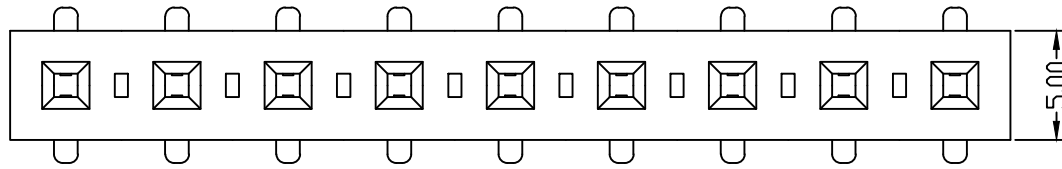
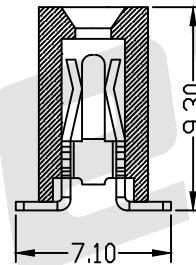
SPECIFICATION

Current Rating: 7.0 Amp
 Insulation Resistance: 1000M ohms min
 Contact Resistance: 20M ohms max
 Dielectric Withstanding: AC500V
 Operating Temperature: -65°C to +125°C
 Contact Material: Brass
 Insulator Material: PA6T, UL 94V-0 Black

Ordering Code:

FHGM01 - $\frac{X}{1}$ - $\frac{X}{2}$ - $\frac{S}{3}$ - $\frac{X}{4}$ - $\frac{X}{5}$ - $\frac{X}{6}$ - $\frac{X}{7}$

- ① Series No:
- ② No. of Contacts: 01 To 40
- ③ Contact Plating:
 G0: Gold flash S0: Selective
 G1: 3u" Gold S1: Selective 3u"
 G2: 5u" Gold S2: Selective 5u"
 G3: 10u" Gold S3: Selective 10u"
 G4: 15u" Gold S4: Selective 15u"
 G5: 30u" Gold S5: Selective 30u"
 SN: Tin
- ④ Connector Type:
 S: Single
- ⑤ Plastic High:
 H: 8.9
 Please mark the desired length in the H
- ⑥ Insulator Material:
 B: PA6T
 C: LCP
 E: PA9T
- ⑦ Packing:
 A: Tray
 B: Bag
 T: Tube
 U: Tube+CAP
 R: Tape&Reel
 W: Tape&Reel+CAP



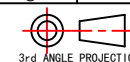
PCB LAYOUT

Unless Otherwise specified tolerance
 X. ±0.35 X.XX: ±0.20
 X.X: ±0.25 X.XXX: ±0.15

Antenk® ANTENK ELECTRONICS CO., LTD
 Http://www.antenk.com
 E-mail: sales@antenk.com

SCALE: As Shown UNIT: mm
 DRAW YG ZHONG DATE 01/05/2016
 CHECK BobYang DATE 01/05/2016

TITLE:
 5.08mm Female Header Single Row SMT Type H:8.9



DRAWING NO: FHGM01-XXSXXX
 PRODUCT NO: FHGM01-XXSXXX

REV		FHGS INSTEAD OF FHHS		20170414
		DESCRIPTION		DATE