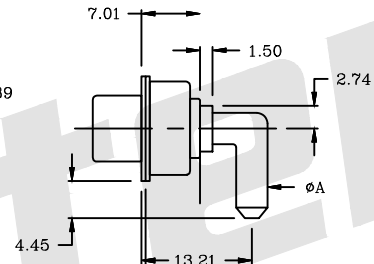
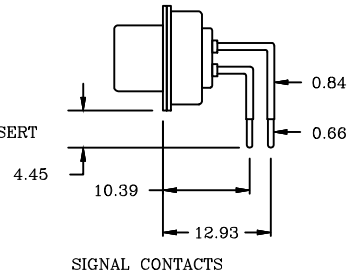
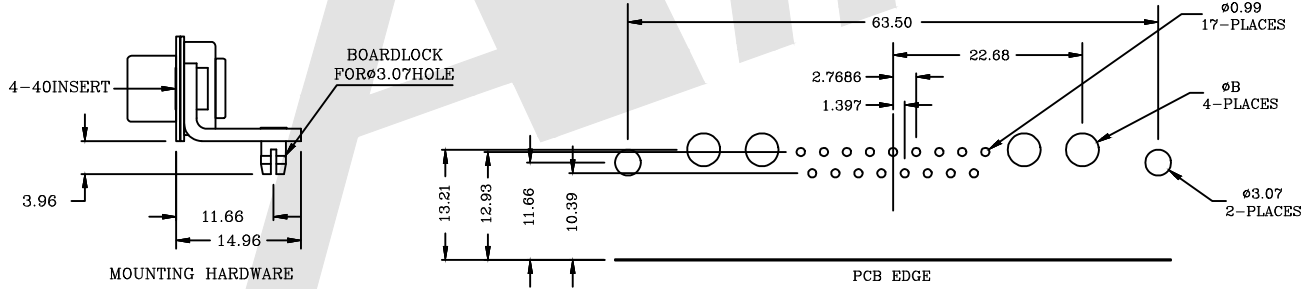
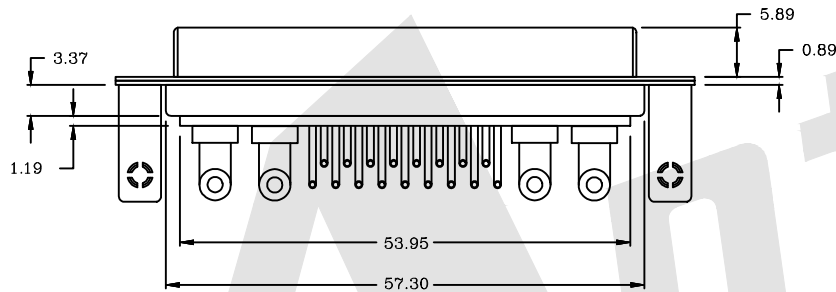
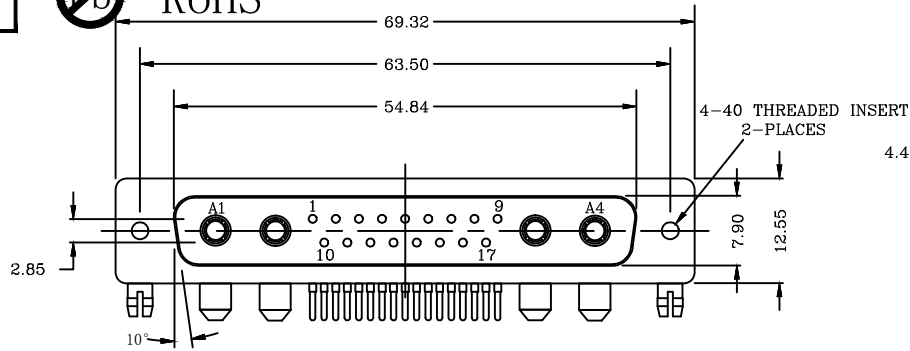


HSF



SPECIFICATIONS:

ELECTRICAL:
 INSULATOR RESISTANCE: 5,000 MegOHMS Min.
 DIELECTRIC WITHSTANDING: 1,000 VAC r. m. s.
 OPERATING TEMPERATURE: -55°C ~ +125°C
 CONTACT RESISTANCE: 30 MILLIOHMS Max.
 POWER PINS: SEE PART No. BELOW

MECHANICAL:
 CONTACT INSERTION FORCE: 4.5kg Max
 CONTACT SEPARATOR FORCE: 0.3kg Min

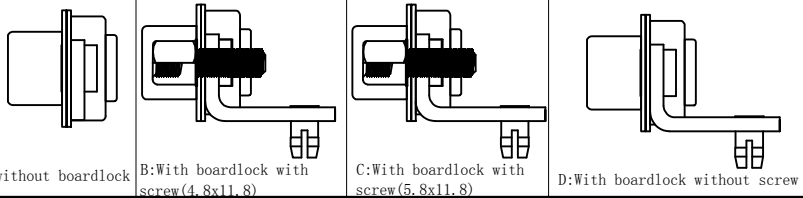
MATERIALS:
 CONTACTS: BRASS
 INSULATOR: PBT UL94V-0 RATED, 230°C PROCESS TEMP.

SHELL Material: STEEL
SHELL FINISH: NICKEL

Ordering Code:

PDR21W4 - F - G0 - B - 20 - X
 ① ② ③ ④ ⑤ ⑥

- ① Series
- ② Contact Type:
M:Male F:Female
- ③ Contact NO. :
G0: Gold flash
G1: 3u" Gold
G2: 5u" Gold
G3: 10u" Gold
G4: 15u" Gold
G5: 30u" Gold
- ④ Insulation Color Code:
B:Black L:Blue
W:White
- ⑤ Power AMP:
10 = 10AMPS; 20 = 20AMPS;
30 = 30AMPS; 40 = 40AMPS;
- ⑥ Contact No:
A: without boardlock
B: With boardlock with screw (4.8x11.8)
C: With boardlock with screw (5.8x11.8)
D: With boardlock without screw



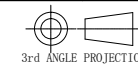
Current Rating	Dimension	Dimension
	Ø A	Ø B
40 AMPS	Ø3.75	Ø4.20
30 AMPS	Ø3.20	Ø3.80
20 AMPS	Ø2.8	Ø3.28
10 AMPS	Ø1.7	Ø2.20

Unless Otherwise specified tolerance
 X. ±0.35 X.XX: ±0.20
 X.X: ±0.25 X.XXX: ±0.15

Antenk ANTENK ELECTRONICS CO., LTD
 Http://www.antenk.com
 E-mail:sales@antenk.com

SCALE: As Shown	UNIT: mm
DRAW Lv Xun Hua	DATE 30/04/2019
CHECK BobYang	DATE 30/04/2019

TITLE:
POWER D-SUB 21W4 Right Angle PCB-FEMALE TYPE



DRAWING NO: PDR21W4-FXXXX
 PRODUCT NO: PDR21W4-FXXXX

REV	DESCRIPTION	DATE
1		
2		
3		