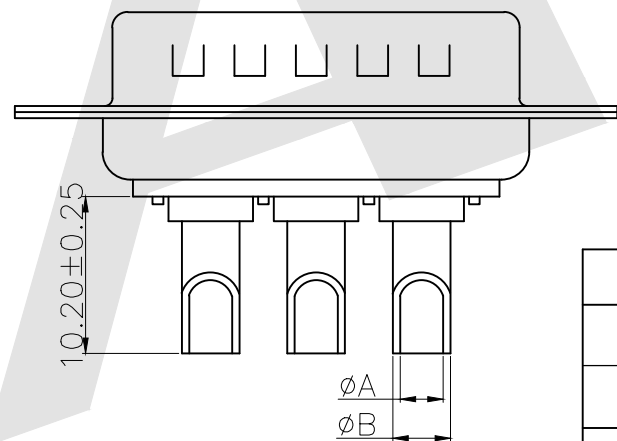
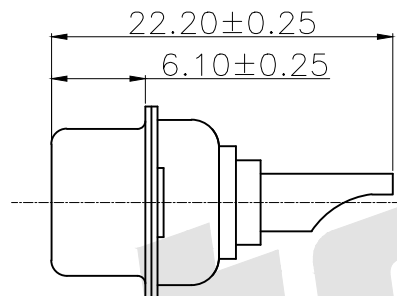
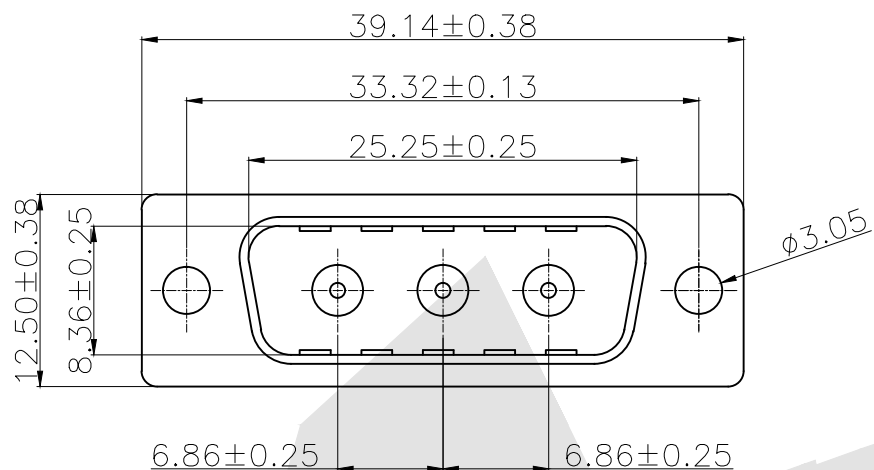


HSF



40 AMPS	φ4.6	φ5.5
30 AMPS	φ3.4	φ4.4
20 AMPS	φ2.6	φ3.6
10 AMPS	φ1.75	φ2.54
Current Rating	φA	φB
	Dimension	

SPECIFICATIONS:

ELECTRICAL:

INSULATOR RESISTANCE: 5,000 MegOHMS Min.
 DIELECTRIC WITHSTANDING: 1,000 VAC r. m. s.
 OPERATING TEMPERATURE: -55°C~+125°C
 CONTACT RESISTANCE: 30 MILLIOHMS Max.
 POWER PINS: SEE PART No. BELOW

MECHANICAL:

CONTACT INSERTION FORCE: 4.5kg Max
 CONTACT SEPARATOR FORCE: 0.3kg Min

MATERIALS:

CONTACTS: BRASS
 INSULATOR: PBT UL94V-0 RATED,
 230°C PROCESS TEMP.

SHELL:

STEEL

FINISH:

SHELL:

NICKEL

Ordering Code:

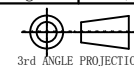
PDB3W3 -M -G0 -B -20
 ① ② ③ ④ ⑤

- ① Series
- ② Contact Type:
M:Male F:Female
- ③ Contact NO. :
G0: Gold flash
G1: 3u" Gold
G2: 5u" Gold
G3: 10u" Gold
G4: 15u" Gold
G5: 30u" Gold
- ④ Insulation Color Code:
B:Black L:Blue
W:White
- ⑤ Power AMP:
10 = 10AMPS;
20 = 20AMPS;
30 = 30AMPS;
40 = 40AMPS;

Unless Otherwise specified tolerance
 X. XX: ±0.20
 X. X: ±0.25 X. XXX: ±0.15

Antenk® ANTENK ELECTRONICS CO., LTD
 Http://www.antenk.com
 E-mail:sales@antenk.com

SCALE: As Shown UNIT: mm
 DRAW Lv Xun Hua DATE 05/05/2019
 CHECK BobYang DATE 05/05/2019



TITLE:
 POWER D-SUB 3W3 SOLDER CUP-MALE
 DRAWING NO: PDB3W3-MXXX
 PRODUCT NO: PDB3W3-MXXX

REV	DESCRIPTION	DATE