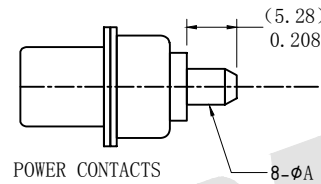
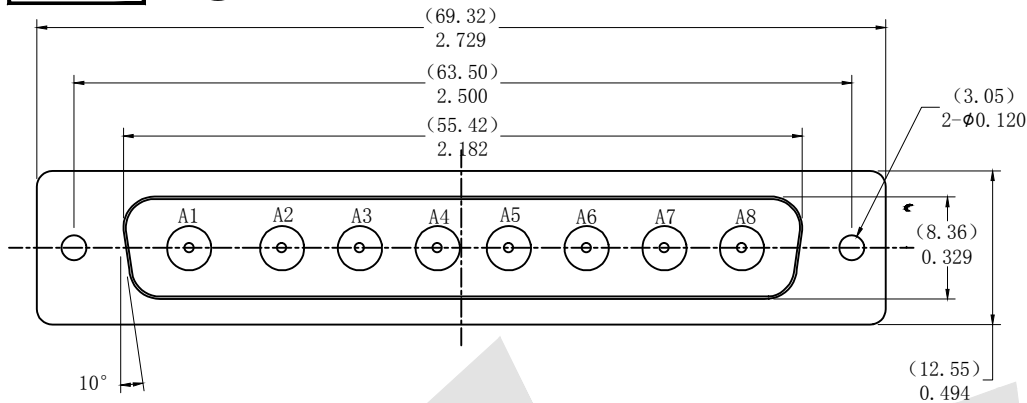
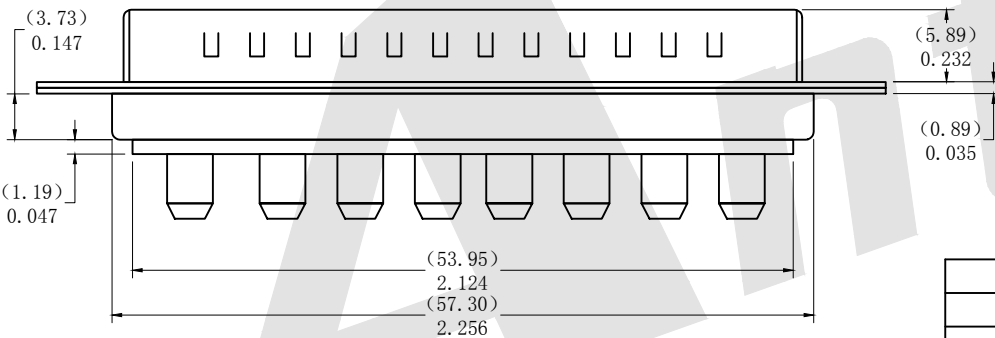


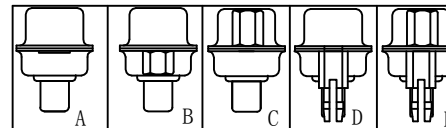
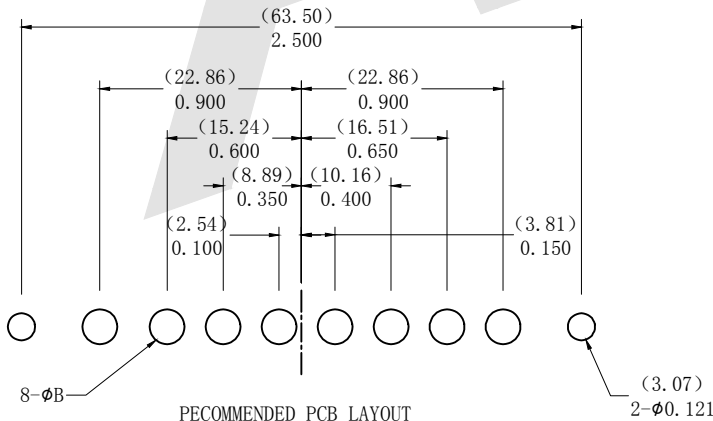
HSF



NOTE:  
SIGNAL AND POWER CONTACTS  
SOME PRE-LOADED INTO INSULATORS



40 AMPS	Ø3.75	Ø4.0
30 AMPS	Ø3.2	Ø3.5
20 AMPS	Ø2.8	Ø3.0
10 AMPS	Ø1.7	Ø2.0
Current Rating	ØA	PCB(ØB)
	Dimension	



SPECIFICATIONS:

ELECTRICAL:

INSULATOR RESISTANCE: 5,000 MegOHMS Min.  
DIELECTRIC WITHSTANDING: 1,000 VAC r.m.s.  
OPERATING TEMPERATURE: -55°C ~ +125°C  
CONTACT RESISTANCE: 30 MILLIOHMS Max.  
POWER PINS: SEE PART No. BELOW

MECHANICAL:

CONTACT INSERTION FORCE: 4.5kg Max  
CONTACT SEPARATOR FORCE: 0.3kg Min

MATERIALS:

CONTACTS: BRASS  
INSULATOR: PBT UL94V-0 RATED,  
230°C PROCESS TEMP.

SHELL:

STEEL

FINISH:

SHELL:

NICKEL

Ordering Code:

PDB8W8 -M -A -G0 -B -20  
① ② ③ ④ ⑤ ⑥

① Series

② Contact Type:  
M:Male F:Female

③ Mounting Option:  
A: No accessories  
B: Rear Rivet  
C: Front Rivet  
D: Groudstand-off on rear shell  
E: Front rivet+Groundstand-off on rear shell

④ Contact NO.:

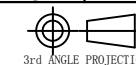
G0: Gold flash  
G1: 3u" Gold  
G2: 5u" Gold  
G3: 10u" Gold  
G4: 15u" Gold  
G5: 30u" Gold

⑤ Insulation Color Code:  
B:Black L:Blue  
W:White

⑥ Power AMP:  
10 = 10AMPS;  
20 = 20AMPS;  
30 = 30AMPS;  
40 = 40AMPS;

Unless Otherwise specified tolerance  
X. ±0.35 X.XX: ±0.20  
X.X: ±0.25 X.XXX: ±0.15

SCALE: As Shown UNIT: mm  
DRAW Lv Xun Hua DATE 05/05/2019  
CHECK BobYang DATE 05/05/2019



ANTENK ELECTRONICS CO., LTD  
Http://www.antenk.com  
E-mail:sales@antenk.com

TITLE:  
POWER D-SUB 8W8 DIP STRAIGHT-MALE TYPE

DRAWING NO: PDP8W8-MXXXX

PRODUCT NO: PDP8W8-MXXXX

REV

DESCRIPTION

DATE