



PIN NO.	A	B	C
10	3.80	3.20	1.60
20	5.80	5.20	3.60
24	6.60	6.00	4.40
30	7.80	7.20	5.60
34	8.60	8.00	6.40
40	9.80	9.20	7.60
48	11.40	10.80	9.20
50	11.80	11.20	9.60
60	13.80	13.20	11.60
70	15.80	15.20	13.60
80	17.80	17.20	15.60

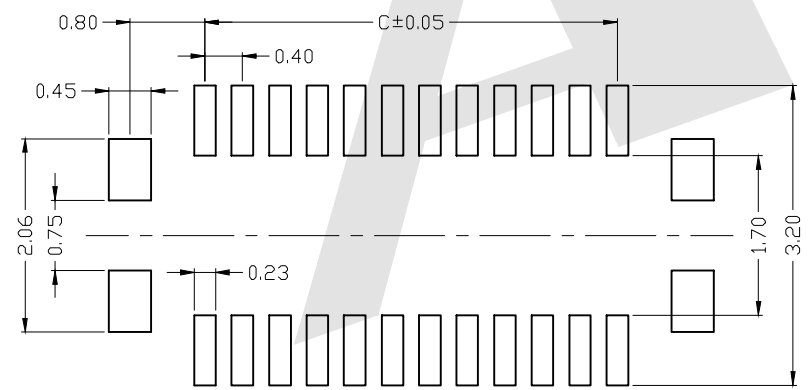
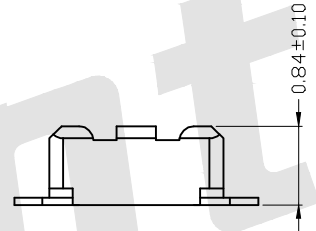
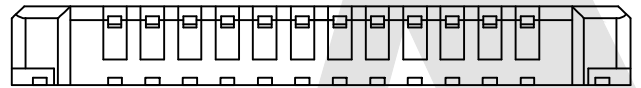
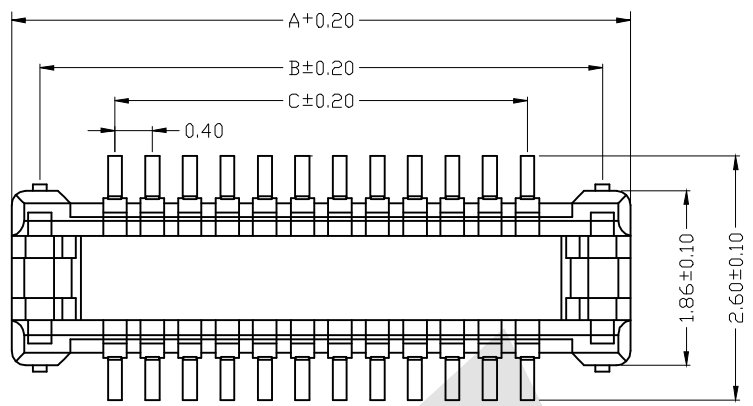
SPECIFICATIONS:
 Current Rating:0.5A
 Voltage Rating:50V AC/DC
 Withstanding voltage:150V AC Ong minute
 Contact Resistance:50milliohm Max
 Insulation Resistance:100Megohm Min
 Operation Temperature:-20°C to +105°C

Insulator:LCP (UL94V-0) Black
 Contact Material:Phosphor Btonze
 Contact plating:Au or Sn over Ni

Ordering Code:

BB0.4 - M - 1.0 - X - X - X - 01
 ① ② ③ ④ ⑤ ⑥ ⑦

- ① Series NO:
0.4mm Board to Board connector
- ② M:Male F:Female
- ③ mating Height:
1.0=1.0mm
- ④ NO. of contacts:
see table
For example
10:10poles
- ⑤ Contact Plating
G0: Gold flash
G1: 3u" Gold
G2: 5u" Gold
G3: 10u" Gold
G4: 15u" Gold
G5: 30u" Gold
SN:Tin
- ⑥ Packing
T:Tube A:Tray
B:Bag U:Tube+CAP
R:tape&Reel
W:tape&Reel+CAP
- ⑦ serial number:
01



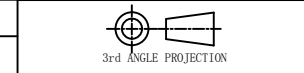
RECOMMENDED PCB LAYOUT
CONNECTOR SIDE

Unless Otherwise specified tolerance
 X. ±0.35 X.XX: ±0.20
 X.X: ±0.25 X.XXX: ±0.15

Antenk ANTENK ELECTRONICS CO., LTD
[Http://www.antenk.com](http://www.antenk.com)
 E-mail:sales@antenk.com

SCALE: As Shown UNIT: mm
 DRAW Mo Guo Xuan DATE 12/11/2018
 CHECK BobYang DATE 12/11/2018

TITLE: 0.4mm Board to Board connector,
Male, mating Height=1.0mm



DRAWING NO: BB0.4M-1.0XXX01
 PRODUCT NO: BB0.4M-1.0XXX01

REV	DESCRIPTION	DATE