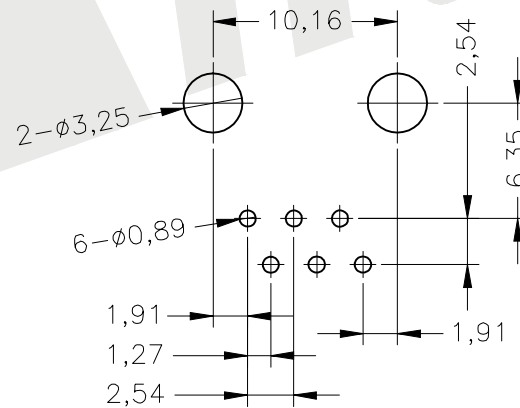
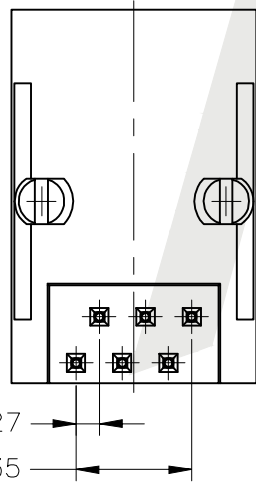
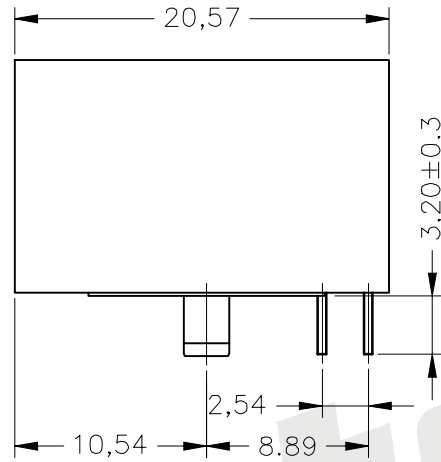
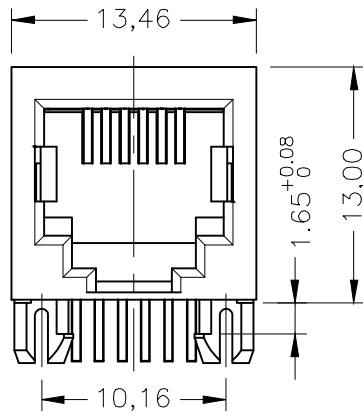


HSF



PCB LAYOUT

NOTES:

MATERIAL:

1. HOUSING MATERIAL: GLASS FILLED POYESTER UL94V-0.
2. CONTACT MATERIAL: PHOSPHOR BRONZE  $t=0.3\text{mm}$
3. PLATING: SELECTING GOLD PLATING  $1\mu\sim 50\mu$  OVER NICKEL IN CONTACT AREA.  $150\mu$  TIN PLATIN. OVER NICKEL IN SOLDER AREA
4. SHIELD: 0.2mm THICKNESS COPPER WITH NICKEL PLATE

ELECTRICAL

1. VOLTAGE RATING: 125V AC RMS
2. CURRENT RATING: 1.5AMP
3. CONTACT RESISTANCE: 30 MILLIOHMS MAX
4. INSULATION RESISTANCE 500 MEGOHMS MIN @500V DC
5. DIELECTRIC WITHSTANDING RESISTANCE : 1000V AC RMS 50Hz. 1MIN

MECHANICAL

1. DURRABILITY: 750 CYCLES MIN
2. PCB RETENTION PRB-SOLDER: 1 LB MIN

REVRONMENTAL

1. STORAGE:  $-40^{\circ}\text{C}$  TO  $85^{\circ}\text{C}$
2. OPERATION:  $0^{\circ}\text{C}$  TO  $70^{\circ}\text{C}$

Order code:

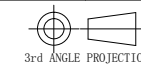
ATRJ5921 - 6P - 6C - X - A - A

①      ②      ③      ④      ⑤      ⑥

- |   |                   |
|---|-------------------|
| ① SERIES NO:                            | ⑤ Shield          |
| ② NUMBER OF POSITIONS (10P, 8P, 6P, 4P) | A: W/O Shield     |
| ③ NUMBER OF CONTACTS (10C, 8C, 6C, 4C)  | B: Half Shield    |
| ④ Contact Plating                       | C: Shield W/Eml   |
| G0: Gold flash                          | D: Shield W/O Eml |
| G1: 3U" Gold                            | ⑥ Ports           |
| G2: 5U" Gold                            | A: 1X1P           |
| G3: 10U" Gold                           | B: 1X2P           |
| G4: 15U" Gold                           | C: 1X4P           |
| G5: 30U" Gold                           | D: 1X5P           |
| SN: Tin                                 | E: 1X6P           |
|   | F: 1X8P           |

Unless Otherwise specified tolerance  
 X. ±0.35    X.XX: ±0.20  
 X.X: ±0.25    X.XXX: ±0.15

SCALE: As Shown    UNIT: mm  
 DRAW Wu Feng Rong    DATE 22/03/2018  
 CHECK BobYang    DATE 22/03/2018



**Antenk** ANTENK ELECTRONICS CO., LTD  
[Http://www.antenk.com](http://www.antenk.com)  
 E-mail: sales@antenk.com

TITLE: RJ11 JACK Side entry, Full Plastic, 1X1P

DRAWING NO: ATRJ5921-6P6C-X-A-A

PRODUCT NO: ATRJ5921-6P6C-X-A-A

REV	DESCRIPTION	DATE
1		
2		
3		
4		
5		