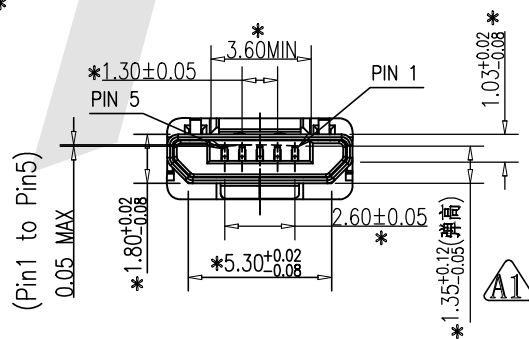
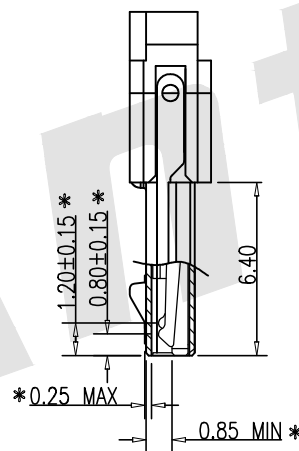
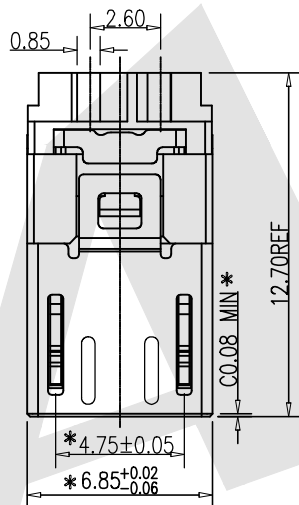
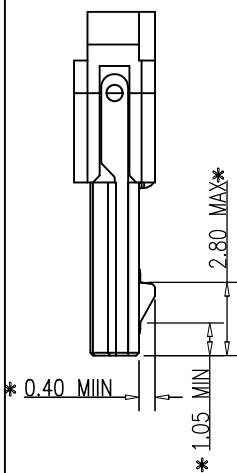
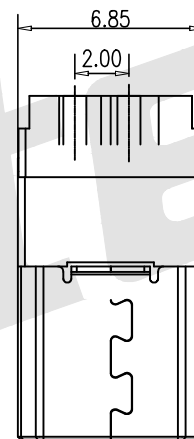
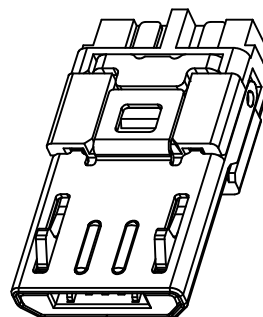
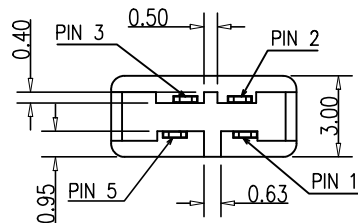


HSF



SPECIFICATION



CONTACT NUMBER	SIGNAL NAME
PIN 1	VBUS
PIN 2	D-
PIN 3	D+
PIN 4	
PIN 5	GND

1. MATERIAL:
 HOUSING: THERMOPLASTIC UL 94V-0
 COLOR: BLACK
 CONTACT: COPPER ALLOY T=0.2mm
 SHELL: STAINLESS STEEL T=0.2mm
2. ELECTRICAL CHARACTERISTIC:
 RATED CURRENT (MAX): 0.3A
 RATED VOLTAGE (MAX): 30V AC
 CONTACT RESISTANCE: 50MILLIOHMS MAXIMUM INITIAL
 INSULATION RESISTANCE: 100MEGOHMS MINIMUM
 DIELECTRIC WITH STANDING VOLTAGE: 100V AC AT SEALEVEL

Ordering Code:

MUMS01 - X - X - X - X - X
 ① ② ③ ④ ⑤ ⑥

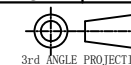
- ① Series No:
 ② Shell Material:
 B: Brass
 S: stainless steel
 ③ Insulator Material:
 P: PBT+30%GF
 L: LCP
 ④ Contact Material:
 B: Brass
 P: phosphor copper
- ⑤ Contact Plating
 G0: Gold flash
 G1: 3u" Gold
 G2: 5u" Gold
 G3: 10u" Gold
 G4: 15u" Gold
 G5: 30u" Gold
- ⑥ Packing
 A: Tray
 B: Bag
 C: Tube
 D: Tape & Reel

Unless Otherwise specified tolerance
 X. ±0.35 X.XX: ±0.20
 X.X: ±0.25 X.XXX: ±0.15

Antenk ANTENK ELECTRONICS CO., LTD
[Http://www.antenk.com](http://www.antenk.com)
 E-mail: sales@antenk.com

SCALE: As Shown UNIT: mm
 DRAW: Lv Xun Hua DATE: 05/06/2019
 CHECK: BobYang DATE: 05/06/2019

TITLE:
 Micro USB 5P Plug solder Front Five Rear Four



DRAWING NO: MUMS01-XXXXX
 PRODUCT NO: MUMS01-XXXXX

REV	DESCRIPTION	DATE