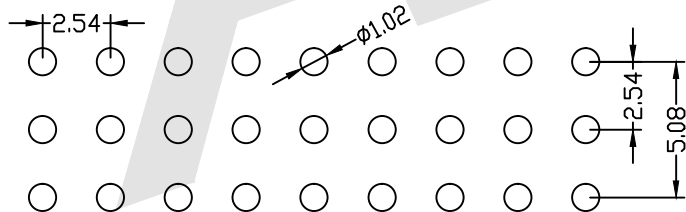
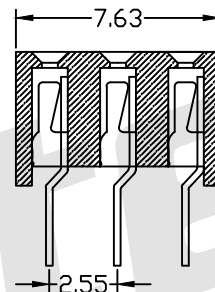
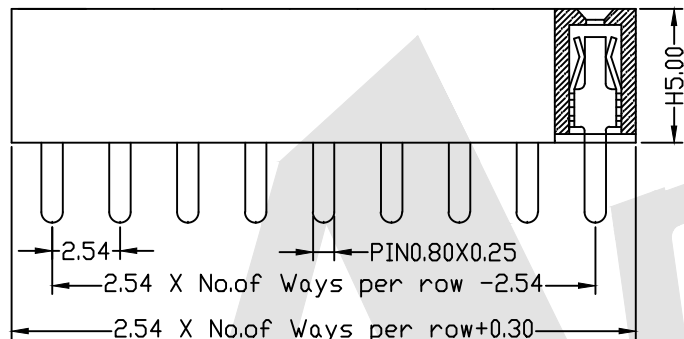
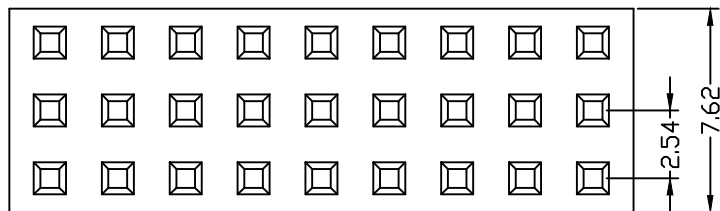


HSF



PCB LAYOUT

SPECIFICATION

Current Rating: 3.0 Amp
 Insulation Resistance: 1000M ohms min
 Contact Resistance: 20M ohms max
 Dielectric Withstanding: AC500V
 Operating Temperature: -65°C to +125°C
 Contact Material: Brass
 Insulator Material: PBT, UL 94V-0 Black

Ordering Code:

FHES18 - ① - ② - ③ - ④ - ⑤ - ⑥ - ⑦

- ① Series No:
- ② No. of Contacts: 06 To 120
- ③ Contact Plating: G0:Gold flash S0:Selective G1:3U" Gold S1:Selective 3u" G2:5u" Gold S2:Selective 5u" G3:10u" Gold S3:Selective 10u" G4:15u" Gold S4:Selective 15u" G5:30u" Gold S5:Selective 30u" SN: Tin
- ④ Connector Type: T: Three
- ⑤ Plastic High: H: 5.0
- ⑥ Insulator Material: A: PBT B: PA6T C: LCP D: PA46 E: PA9T
- ⑦ Packing: A: Tray B: Bag T: Tube U: Tube+CAP R: Tape&Reel W: Tape&Reel+CAP

Please mark the desired length in the H

Unless Otherwise specified tolerance
 X. ±0.35 X.XX: ±0.20
 X.X: ±0.25 X.XXX: ±0.15



ANTENK ELECTRONICS CO., LTD
 Http://www.antenk.com
 E-mail:sales@antenk.com

SCALE: As Shown UNIT: mm
 DRAW: YG ZHONG DATE: 01/05/2016
 CHECK: BobYang DATE: 01/05/2016

TITLE:
 2.54mm Female Header Three Row Straight Type



DRAWING NO: FHES18-XXTXXX
 PRODUCT NO: FHES18-XXTXXX

REV	DESCRIPTION	DATE
1		
2		
3		
4		
5		