

SL20WN

Loading capacity of 2.0 t and bucket capacity of 1.0 m³

- ▶ Engine model: Luotuo LR4B3-22
- ▶ Rated power: 57 kW/2200 rpm
- ▶ Operating weight: 6.2 t

Product features

The SL20WN has articulating full-hydraulic steering. The torque converter and gear box are positioned separately which is convenient for maintenance. External oil inlet and outlet filter eliminate need to discharge the oil and dismantle the hoses when the filter is cleaned. Air conditioner is available plus various attachments such as straw or wood gaspers, side dump bucket and rock bucket.



shantui e-shop

SHANTUI

VALUE THAT WORKS

Shantui Construction Machinery Co., Ltd.

ADDRESS:
No. 58, G327 Highway
Jining City, Shandong, CHINA

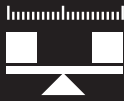
TEL: +86-537-2909369
FAX: +86-537-2311219
EMAIL: trade@shantui.com


SL20WN


Technical specifications:


	Standard Arm	Long Arm
Overall length	5620 mm	6120 mm
Overall width	2078 mm	2078 mm
Overall height	2850 mm	2850 mm


SL20WN

 GENERAL SPECIFICATIONS	Operating weight		6200 kg
	Related loading		2000 kg
	Bucket capacity		1 m ³
	Maximum lifting force		55 kN
	Static tipping load (full turn)		4000 kg
	Dumping height (Standard Arm / Long Arm)		2460/2850 mm
	Dumping reach (Standard Arm / Long Arm)		850/865 mm

 ENGINE	Engine model		luotuo LR4B3-22
	Type		In-line, water-cooled, 4-cylinder, direct injection, turbocharged
	Rated power		57 kW
	Rated speed		2200 rpm
	Displacement		4.58 L
	Maximum torque		285 N·m
	Minimum fuel consumption		242 g/kW·h

 TRAVEL SPEED	Gear	1st	2nd	3rd	4th
	Forward	0~8.0 km/h	0~11.5 km/h	0~20.0 km/h	0~28.0 km/h
	Reverse	0~10.0 km/h	0~24.0 km/h	-	-

 AXLES AND FINAL DRIVES	DRIVE SYSTEM		Four-wheel drive	
	Gradeability		30°	
	Maximum traction force		54 kN	
	BRAKE SYSTEM:	Service brakes	Air over oil four-wheel dual-loop disc brake system	
		Parking brake	Automatically air-cut brake, disc brake	
	STEERING SYSTEM:	Type	Articulated type, full-hydraulic power steering	
		Maximum steering angle	35° each direction	
		The center of outside tire	4370 mm	
		The center of outside bucket	5090 mm	
	TIRES	Type	16/17-20 14PR	
		Pattern level	L3	
		Center distance of tires	1482 mm	
		Wheel base	2270 mm	

 HYDRAULIC SYSTEM	Hydraulic cycle time (rated load in bucket)		4.92/8 s
	Lifting time/ Lifting, dumping and lowering		

OVERALL DIMENSIONS

▶ THE SPECIFICATIONS ARE SUBJECT TO CHANGE WITHOUT NOTICE. THE PICTURES MAY INCLUDE OPTIONS. THE ACTUAL COLOR & APPEARANCE OF THE PRODUCT MAY DIFFER FROM WHAT IS SHOWN.

