

SE130-9

Well-suited for tough environments

- ▶ Engine model: Cummins QSF3.8T
- ▶ Rated power: 86 kW/2200 rpm
- ▶ Operating weight: 13.5 t

Product features

* The Cummins QSF3.8T engine, Electronically controlled high pressure common rail system. The engine conforms to the China-III emission regulation and features high energy-saving and environmental-friendliness, low noise, strong power. Fuel system adopts three-stage integrated diesel filter, air intake system adopts radial sealed air filter, standard air filter, and effectively prolongs the service life of the engine. The aluminum paralleling radiator features large heat dissipation area and good heat dissipation performance.

* The original imported hydraulic system, with constant power and electric proportional control of the dual-pump dual-loop negative flow hydraulic system, which is stable and reliable.

* The accelerator features rapid and accurate control. The application of non-linear Multi-dimensional power control optimization improves the working efficiency and reduces the fuel consumption. The preset working modes of Heavy-Load (P), Economic (E), Automatic (A), and Breaking Hammer (B) are at the user's free choice based on the actual working condition. The friendly human-machine interface eases the operations.

* Comfortable operating space, wide field of vision, according to ergonomic cab interior colors and effective control and reasonable arrangement of the device, high-performance shock absorber, vibration isolation, low stiffness, vibration, shock absorption performance; To ensure the user's comfortable operation.

* Enhanced working device, rotary platform and heavy chassis, making the machine safe, stable, reliable and lasting work.

* With the streamlined design, the whole mold electrophoresis treatment cover, high rigidity, good weather resistance.



shantui e-shop

SHANTUI

VALUE THAT WORKS

Shantui Construction Machinery Co., Ltd.

ADDRESS:
No. 58, G327 Highway
Jining City, Shandong, CHINA

TEL: +86-537-2909369
FAX: +86-537-2311219
EMAIL: trade@shantui.com

SE130-9

Technical specifications:

Minimum ground clearance: 425 mm

Overall length: 7860 mm







Operating weight: 13.5 t

Overall height: 2855 mm

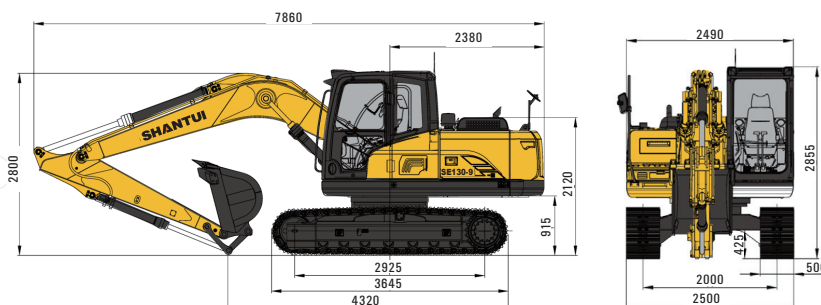
Ground pressure: 41.5 kPa

Overall width: 2500 mm

SE130-9

	ENGINE	Model	Cummins QSF3.8T
		Type	4-cylinder in line, water cooling,turbo charging
		Quantity of cylinders	4
		Bore x stroke	102 x 115 mm
		Displacement	3.76 L
		Power output	86 kW/2200 rpm
	HYDRAULIC SYSTEM	Pump	Imported
		Type	Variable piston pump
		Maximum discharge flow	2 x 130 L/min
		Control circuit	3.9 MPa
		Travel circuit	35 MPa
		Swing circuit	27 MPa
	TRAVEL SYSTEM	Travel motor	Variable axial piston motor
		Travel brakes	Lubricated double-disc
		Parking brake	Pressure release
		Travel shoes	2 x 44
		Travel speed	3.25/5.2 km/h
		Drawbar pulling force	118 kN
		Gradeability	70% (35°)
		Minimum Ground clearance	425 mm
	OIL CAPACITY	Fuel tank	220 L
		Cooling system	20 L
		Engine oil	12 L
		Hydraulic oil tank	177 L
		System capacity	205 L
	SWING SYSTEM	Brake	Pressure Release Mechanical Braking
		Swing speed	11.3 rpm
		Tail swing radius	2380 mm
		Arm digging force	70 KN
		Bucket digging force	97 KN
	BUCKET	Bucket capacity	Backhoe bucket 0.55 m ³ (SAE)
		Number of bucket teeth	5
		Bucket width	990 mm
		Arm length	2.5 m
		Maximum digging reach/Maximum digging reach at ground level	8.3 m/8.175 m
		Maximum digging depth/height	5.49 m/8.495 m
		Maximum dumping height	6.06 m
		Minimum swing radius	2.445 m

OVERALL DIMENSIONS



▶ THE SPECIFICATIONS ARE SUBJECT TO CHANGE WITHOUT NOTICE. THE PICTURES MAY INCLUDE OPTIONS. THE ACTUAL COLOR & APPEARANCE OF THE PRODUCT MAY DIFFER FROM WHAT IS SHOWN.