

220 HP

SD22W

One tough dozer for mining and more

- ▶ Engine model: Cummins NT855-C280S10
- ▶ Net power: 162 kW/220HP/1800 rpm
- ▶ Operating weight: 23.44 t

Product features

This version of the SD22W has a reinforced undercarriage, arms and blade for the toughest of large obstacle jobs, such as large rocks and boulders. The blade is thicker and the arms plated for greater strength and durability. It is well-suited for heavy mining applications. It is one of Shantui's top sellers in Africa, where large-scale mining is prevalent.



shantui e-shop

SHANTUI

VALUE THAT WORKS

Shantui Construction Machinery Co., Ltd.

ADDRESS:
No. 58, G327 Highway
Jining City, Shandong, CHINA

TEL: +86-537-2909369
FAX: +86-537-2311219
EMAIL: trade@shantui.com







220 HP

SD22W

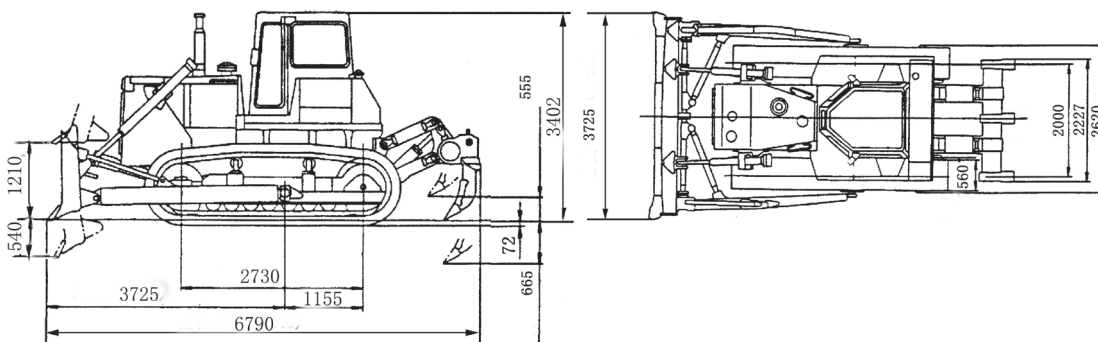
Technical specifications:

Blade Type	Straight-tilt blade/ Angle blade
Min. ground clearance:	405 mm
Ground pressure:	0.077 MPa
Minimum turning radius:	3.3 m
Gradeability:	30°
Track gauge:	2000 mm

SD22W

	ENGINE	Model & type	Cummins NT855-C280S10; In-line, water-cooled 4-cycle, overhead valve direct injection, turbocharged diesel		
		Horsepower	Gross power: 175/235/1800 kW/HP/rpm // Net power: 162/220/1800 kW/HP/rpm		
		Number of cylinders	6-139.7 x 152.4 mm (bore x stroke)		
		Piston displacement	14.01 L		
		Min. fuel consumption	205 g/kW-h		
		Maximum torque	1030 N-m@1250rpm		
	POWER TRANSMISSION SYSTEM	Torque converter	3-element, 1 stage, 1 phase		
		Transmission	Planetary gear, multi-disc clutch, power shift, forced lubrication		
		Main drive	Spiral bevel gear, splash lubrication, single-stage speed reduction		
		Steering clutch	Wet, multi-disc, spring loaded, hydraulically separated, hydraulic control		
		Steering brake	Wet, floating band, foot brake with hydraulic booster		
		Final drive	2-stage speed reduction of spur gear, splash lubrication		
	TRAVEL SPEED	Gear	1st	2nd	3rd
		Forward	0~3.6 km/h	0~6.5 km/h	0~11.2 km/h
		Reverse	0~4.3 km/h	0~7.7 km/h	0~13.2 km/h
	UNDERCARRIAGE SYSTEM	Type	Swing type of sprayed beam, suspended structure of equalizer bar		
		Carrier rollers	2 each side		
		Track rollers	6 each side		
		Track type	Assembled, single-grouser		
		Width of track shoes	560 mm		
	HYDRAULIC SYSTEM	Maximum pressure	14 MPa		
		Pump type	Gear pump		
		Discharge	262 L/min		
		Bore of working cylinder × no.	120 mm × 2		
			BLADE	Blade type	Straight-tilt blade/ Angle blade
Dozing capacity	6.4/4.7 m³				
Efficiency (Theoretical value 40 m)	330 m³/h				
Blade width	3725/4365 mm				
Blade height	1315/1055 mm				
Maximum drop below ground	540/535 mm				
Lifting height of blade	1210/1290 mm				
Weight of blade	2830/3254 kg				

OVERALL DIMENSIONS Straight-tilt blade



▶ THE SPECIFICATIONS ARE SUBJECT TO CHANGE WITHOUT NOTICE. THE PICTURES MAY INCLUDE OPTIONS. THE ACTUAL COLOR & APPEARANCE OF THE PRODUCT MAY DIFFER FROM WHAT IS SHOWN.