



**SPECIFICATIONS**

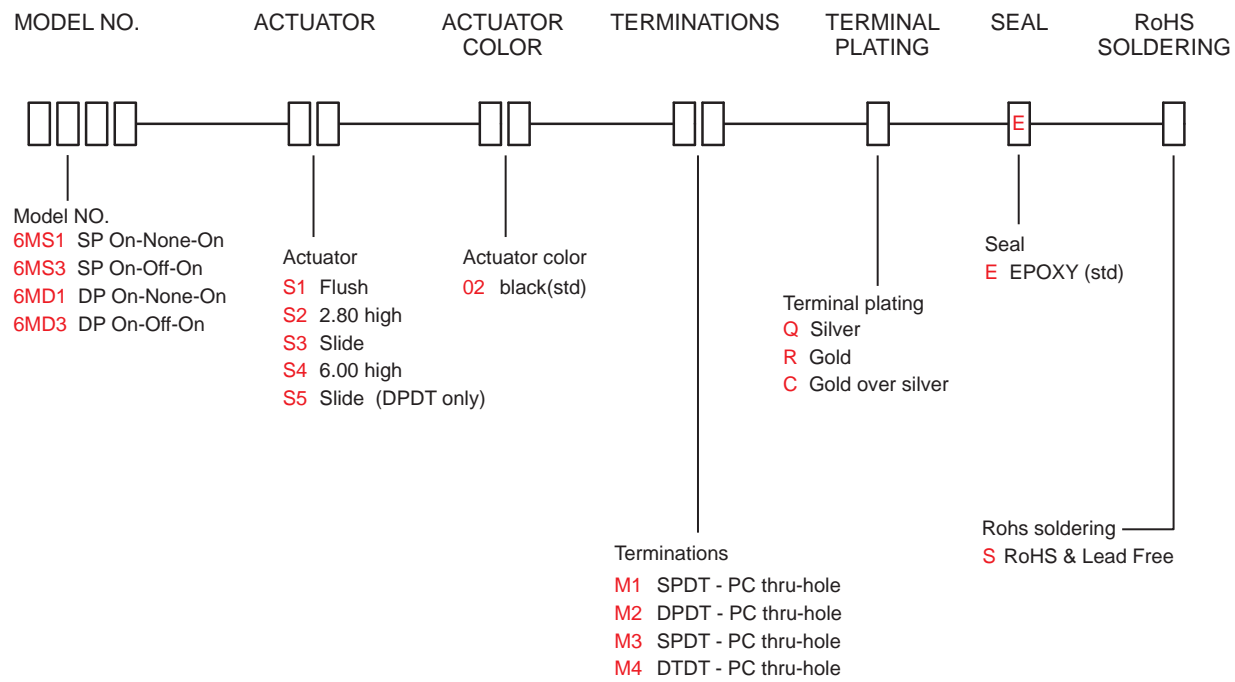
- CONTACT RESISTANCE:** 50mΩmax. initial .
- MECHANICAL LIFE:** 20,000 cycles.
- INSULATION RESISTANCE:** 1,000 MΩ min.
- DIELECTRIC STRENGTH:** 1,000 Vrms min. @sea level.
- OPERATING TEMPERATURE:** -40°C to 80°C.

**MATERIALS**

- CASE:** PBT,white.
- ACTUATOR:** PBT,black .
- HOUSING:** POM,black .
- CONTACT/TERMINALS:** Copper alloy,with silver or gold plated .  
(See Page 95)



## HOW TO ORDER



# 6M Series

Miniature Slide Switches for P.C. Board

## SWITCH FUNCTION

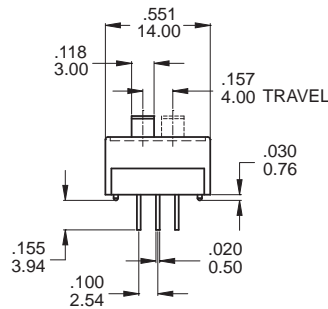
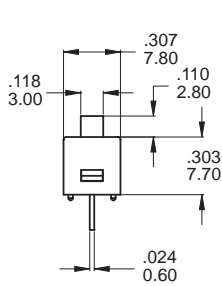
NO. POLES	MODEL NO.	SWITCH FUNCTION			CONNECTED TERMINALS / SCHEMATIC		
		POS.1	POS.2	POS.3	POS.1	POS.2	POS.3
SP	6MS1	ON	NONE	ON	2-1 	OPEN	2-3 
	6MS3	ON	OFF	ON	2 (COMM) 		2 (COMM) 
DP	6MD1	ON	NONE	ON	2-1,5-4 	OPEN	2-3,5-6 
	6MD3	ON	OFF	ON	2 (COMM) 		2 (COMM) 

## POLE OPTIONS

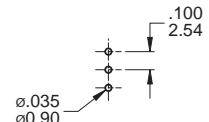


SPDT

Part No. Shown : 6MS1S202M1QES

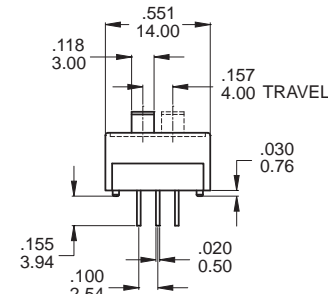
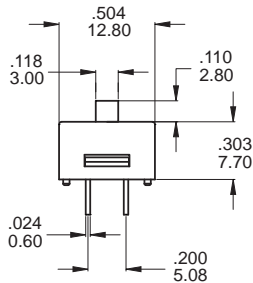


P.C. MOUNTING

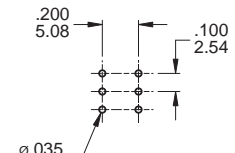


DPDT

Part No. Shown : 6MD1S202M2QES

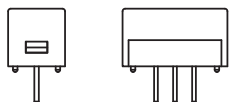


P.C. MOUNTING

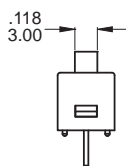


## ACTUATOR OPTIONS

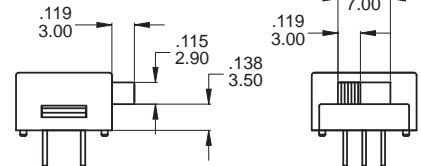
S1



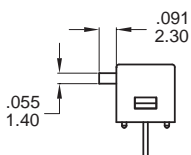
S2



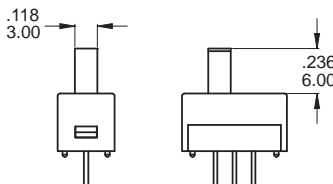
S5 DPDT only



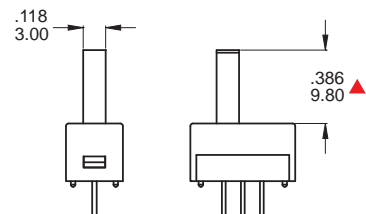
S3



S4

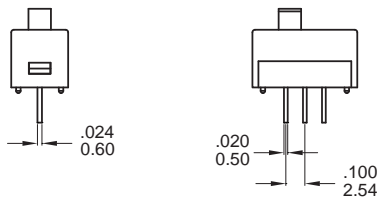


S6



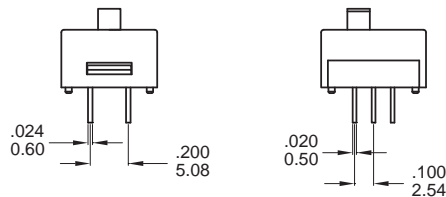
## TERMINAL OPTIONS

M1



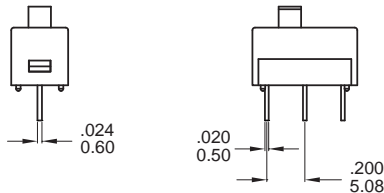
SPDT

M2



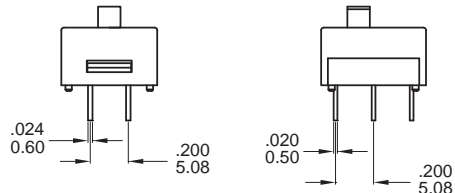
DPDT

M3



SPDT

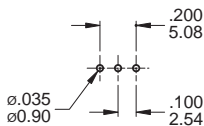
M4



DPDT

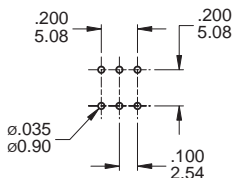
## P.C.B MOUNTING

M1



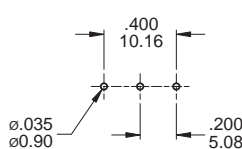
SPDT

M2



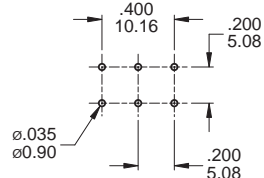
DPDT

M3



SPDT

M4



DPDT

## CONTACT MATERIAL OPTIONS

	CONTACT PLATING	TERMINAL PLATING	RATINGS
Q	Silver	Q = Silver	3 Amps with resistant load @ 120VAC or 28VDC 1 Amps with resistant load @ 250VAC
C	Gold over Silver	C = Gold over silver	
R	Gold	R = Gold	0.4 Volt - Amps ( VA ) max. @ 20V max. ( AC or DC )

## SOLDERING PROCESSES

WAVE SOLDERING: Recommended Soldering Temperature:  $260 \pm 5^{\circ}\text{C}$

Duration of Solder Immersion: Max 5 sec. (PCB is 1.6mm in thickness)