



Navigation Switches Series SNA1



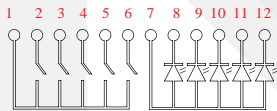
General Specifications

Current Rating : 50mA
 Voltage Rating : 12VDC
 Dielectric Withstanding Voltage : 250VAC for 1 minute
 Contact Resistance : 100m Ohm Max.(initial)
 Insulation Resistance : 100M Ohm Min.
 Operating Force : 230gf± 50gf(Tactile)/
 60gf ± 20gf(Noiseless)
 Total Travel(Tactile) : 0.4mm ± 0.2mm
 Total Travel(Noiseless) : 1.0mm ± 0.3mm
 Operating Life : 1,000,000 cycles Min.
 Function : Momentary(SP5T)
 Operating Temperature : -10 deg.~+60 deg.

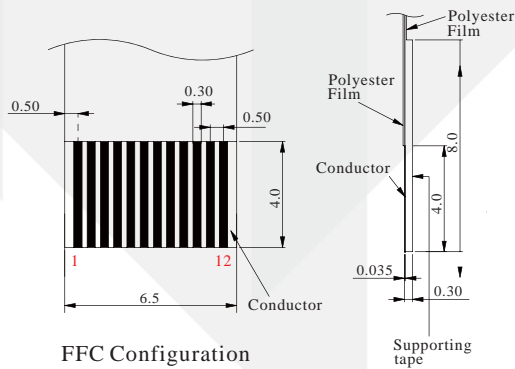
Materials

Cap : Polycarbonate (PC)
 Base : Polyamide (PA)
 Reflector : Polycarbonate (PC)
 Switch Terminal : Brass with gold plating
 Housing : Polyamide (PA)
 Action Dome : Phosphor Bronze with gold plating (Noiseless)
 Phosphor Bronze with silver plating(Tactile)

Contact Configuration

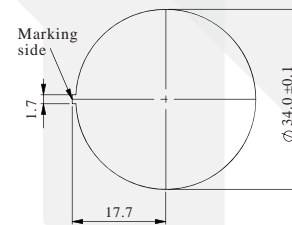
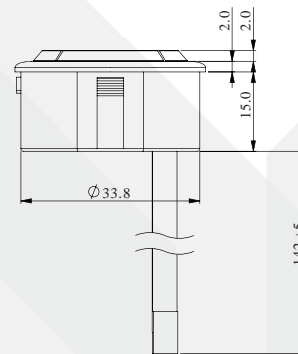
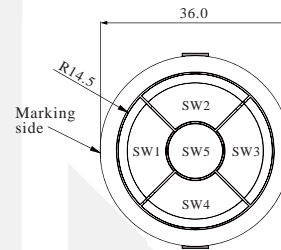


Pin	Function	Pin	Function
1	SW COM.	7	LED (+)
2	SW 1 N.O.	8	SW 1 LED(-)
3	SW 2 N.O.	9	SW 2 LED(-)
4	SW 3 N.O.	10	SW 3LED(-)
5	SW 4 N.O.	11	SW 4 LED(-)
6	SW 5 N.O.	12	SW 5 LED(-)




FFC Configuration

Dimension



Panel cutting
Panel thickness 1.5~4mm





The Connector for SNA1 module is YCN007 or similar JST 12FLZT-SM1-TF
 Applicable FFC: Conductor pitch / 0.5mm
 Conductor width / 0.3mm
 Mating part thickness / 0.30±0.05mm



Navigation Switches Series SNA1

How to order

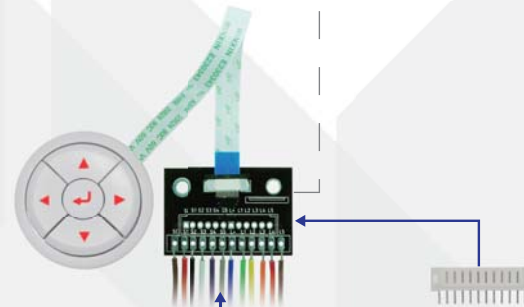
Module		
Part No	SNA1AT7552	SNA1AN3442
Description	SNA1 Tactile , Blue LED with Black housing, Painted Black Cap , Laser Marking 2.	SNA1 Noiseless , Green LED with white housing, Painted White Cap, Laser Marking 2.

- ※ Color is subject to actual product.
- ※ We provide Laser Marking service.

Option



Adapter: YPS009



How to use:
for Cable hand Soldering

or for Connector

similar: JST S12B-PH-K-S.
We recommend using
Cable socket: JST PHR-12 or similar
Contact: JST SPH-002T-P0.5S or similar.