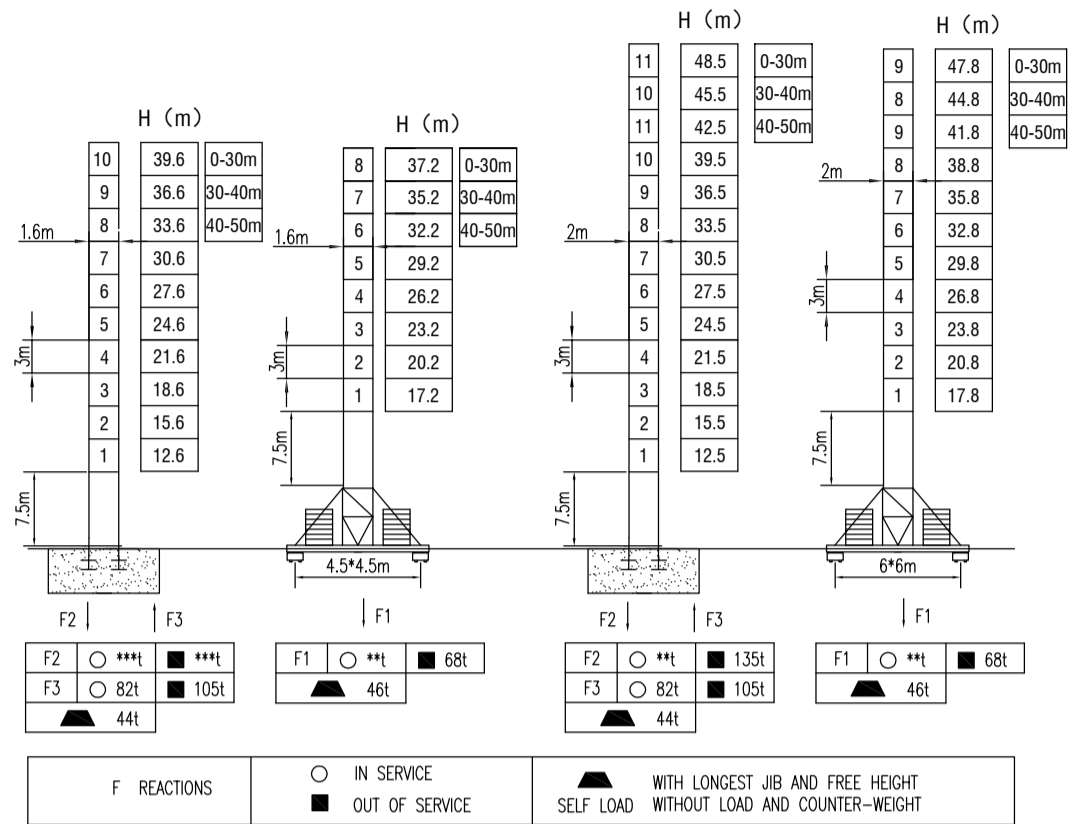
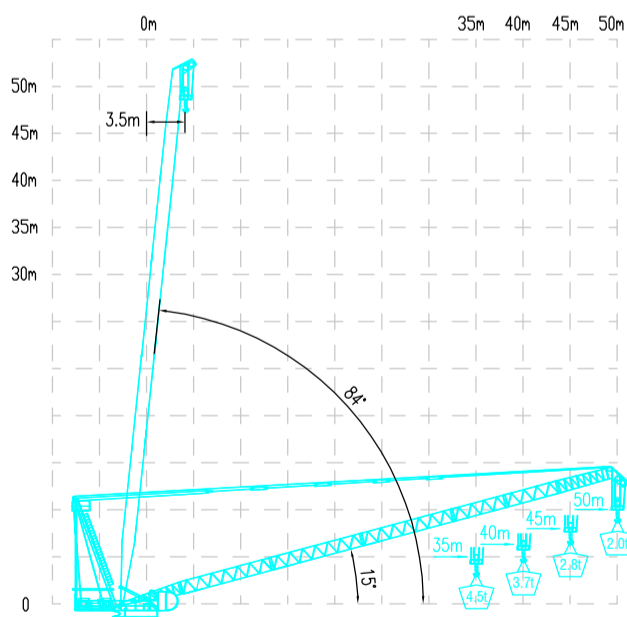


MILISCORP

MAST SECTION



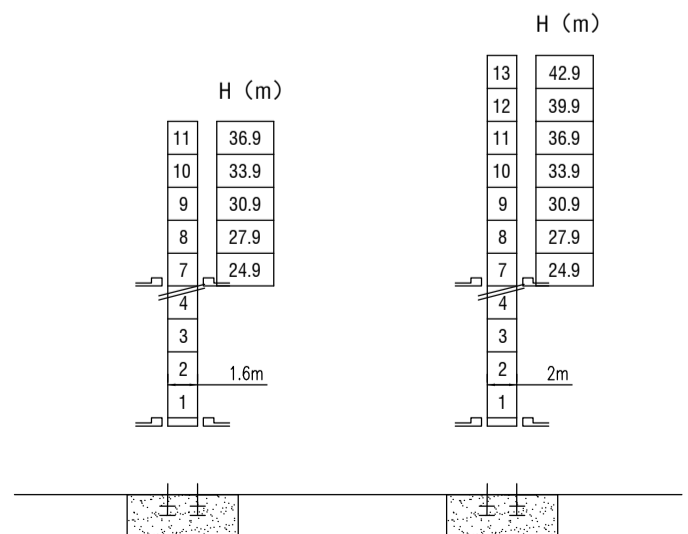
LOAD DIAGRAMS



TECHNICAL PARAMETER

MECHANISMS		30LVF		45RCS20			30RWA		RCV95		RT443		Power supply		Necessary electric power	
		m/min	t	m/min	t	min	r/min	m/min					380v.50Hz / 440v.60Hz	100KVA		
Hoisting	30LVF	0-34	0-68	0-102	0-17	0-34	0-51									
		4	2	8	4											
Hoisting	45RCS20	40	80	20	40											
		4	2	8	4											
Luffing	30RWA	3											55			
Stewing	RCV95	0-0.8											95Nm*2			
Travelling	RT443	22/11											3.4*4			
Power supply		380v.50Hz / 440v.60Hz														
Necessary electric power		100KVA														

INNER CLIMBING



* The technical information can not be published without approval. The specifications are not subject to legal constraints due to continually products improved, the performance data will be modified without notice.