


Introduction



Rated current: 0.5~16A

Choice of connection style: wire, pin or solder lug

Plastic cover

Custom specific versions available on request



Features and Benefits

- Designed for fast and easy installation, specially fit for the mass production of household appliance.
- Plastic cover, safe and reliable, highly cost effective.
- Low leakage current, exceptional common mode and differential mode filtering effect.
- Variable dimensions and terminals offer flexible combination to meet different customer's requirement.

Typical Applications


- Washing machine, water heater
- Coffee machine, hand dryer and other household appliance and household small electric tools



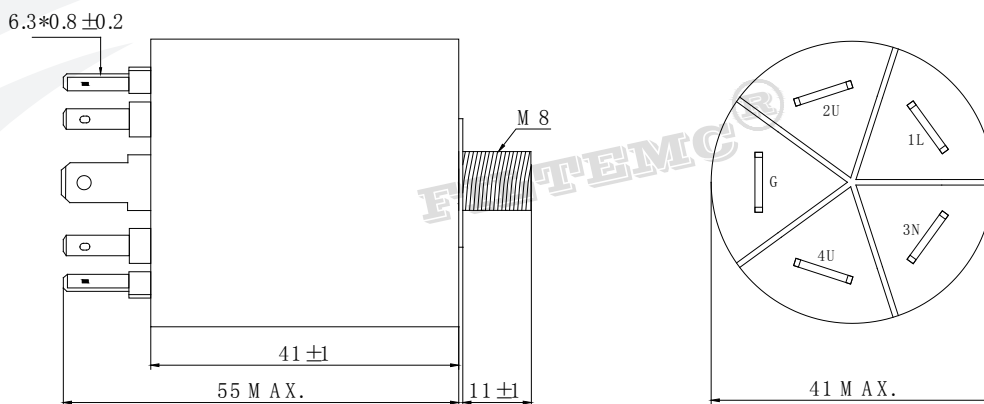
Technical Data

Rated Voltage: V_R	110/250VAC
Operating Frequency: f_R	50/60Hz
Rated Current: I_R	0.5~16A@40°C
Test Voltage: V_{test}	1500VDC, 3S(line-line); 1500VAC; 3S(line-ground)
Climatic Category(IEC 60068-1)	25/085/21(-25°C /+85°C Damp heat test for 21 days)

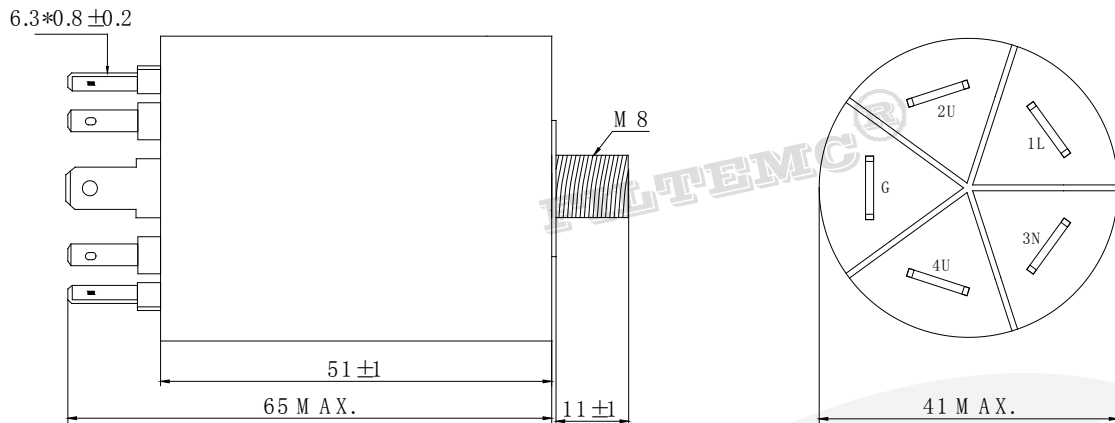
Tabulates

Part No.	Rated Current [A]	Leakage Current [mA] 250VAC/50Hz @20°C	Terminals	Weight [g]
				
FT116-6	6	<0.5	○	100
FT116-10	10	<0.5	○	100
FT117-10	10	<1.0	○	130
FT117-16	16	<1.0	○	130
FT118-10	10	<0.5	○	150
FT118-16	16	<0.5	○	150

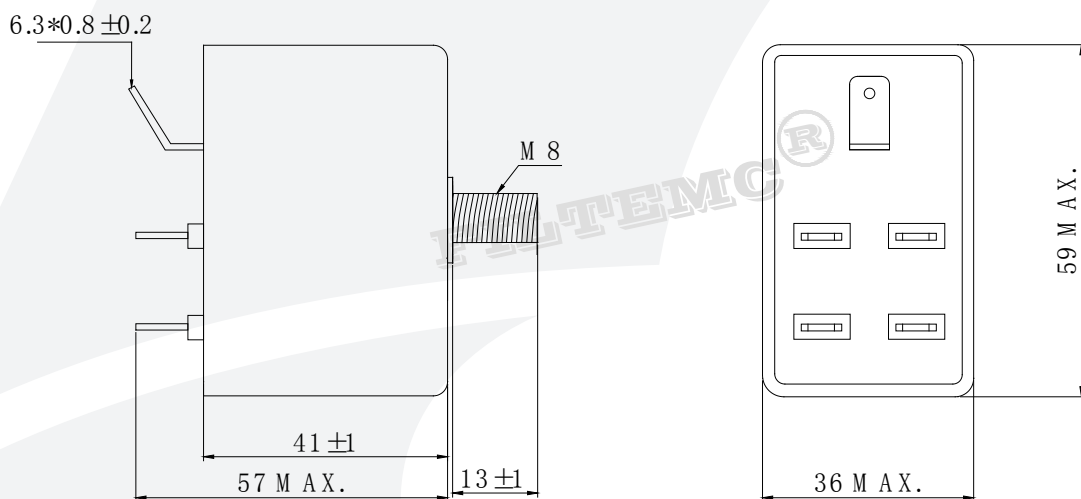
Outline Drawing and Dimensions(mm)



FT116-6/10



FT117-10/16



FT118-10/16

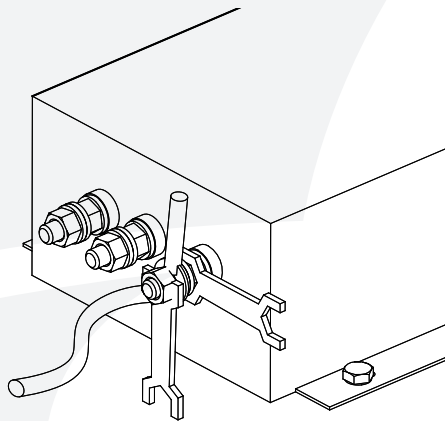
Important Notes on EMI Filter Application

1. Storage of EMI Filters:

EMI filters mustn't be left out in the heat of the sun or exposed to the rain, it should be stored in warehouse with good ventilation, surrounding temperature between -30°C and $+65^{\circ}\text{C}$, the highest relative air humidity lower than 90%, and no corrosive liquid or gas.

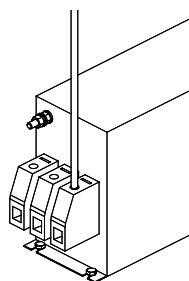
2. Installation of EMI Filters:

- EMI filters should be installed at power input, and the line inside the chassis be as short as possible to reduce radiated interference.
- Both input and output lines of EMI filters neither be intersected nor be tied up by string.
- Make sure the mounting flange fully grounded, and keep the ground cable as short as possible if filters are connected to other equipment.
- If the terminal is stud, please use two spanners to fasten the screw nut when connecting to avoid stud rotating and thus causing changes to the internal circuit and consequently leading to filters arcing, short circuit, broken down or the filtering effect worsened. First use spanner1 to fix the screw nut near the metal case, then use spanner2 to tighten the screw nut in front(shown as Figure1), otherwise the terminals may be damaged. Apply the same for the connection of other phases.

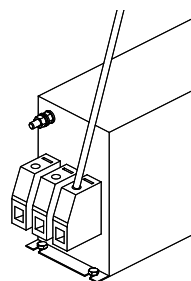


(Figure1)

- Keep the tools fastening the stud be vertical to the metal case of filter when installing terminal block filters (shown as Figure2), must not tilt(shown as Figure3), otherwise the terminal blocks may be damaged.



(Figure2)



(Figure3)

3. Reminding and Warning:

Please read all the safety warnings and instructions before installing filters and putting them into use:

- Don't take terminals as supporting point when moving filters to avoid the terminals distortion, loosening or broken.
- The protective earth connections shall be the first to be made when the EMC filter is installed and the last to be disconnected.
- Filters generate leakage current, please make sure they are well grounded before putting into operation.
- If the rated current is higher than 50A, we recommend grounding by the earth terminals but not only through the metal case of filters.
- Danger of electric shock: EMC filters contain components that store an electric charge. Dangerous voltages can continue to exist at the filter terminals for longer than five minutes even after the power has been switched off.
- The working conditions of EMI filter should comply with the technical parameters stated on the label, over voltage or overload could cause damage to filters. It is suggested to take proper over current protection measures.
- Current drop occurs when the surrounding temperature rise, fail to follow the current drop requirement may lead to impermissible exceeding of the component temperature, as a result the service life of filters will be shortened after long time running.

Service and Support

Contact information of Tech. Dept.:

T: 0086-531-58622887

F: 0086-531-58622899

E: filtemc@filtemc.com

A: Building 20, Xinmao Qilu Science and
Technology City, No. 1 Zidong Road,
Tianqiao District, Jinan 250119, China

Contact information of Sales:

T: 0086-531-58622888

F: 0086-531-58622886

E: filter@filtemc.com

Skype: [Lisawong2016@hotmail.com](https://www.hotmail.com)

Web.: www.filtemc.com

FILTEMC